

HEALTH SECTOR FINANCING BY CENTRE AND STATES/UTs IN INDIA

[2013-14 to 2015-16]



Compiled by:
National Health Accounts Cell
Ministry of Health & Family Welfare
Government of India

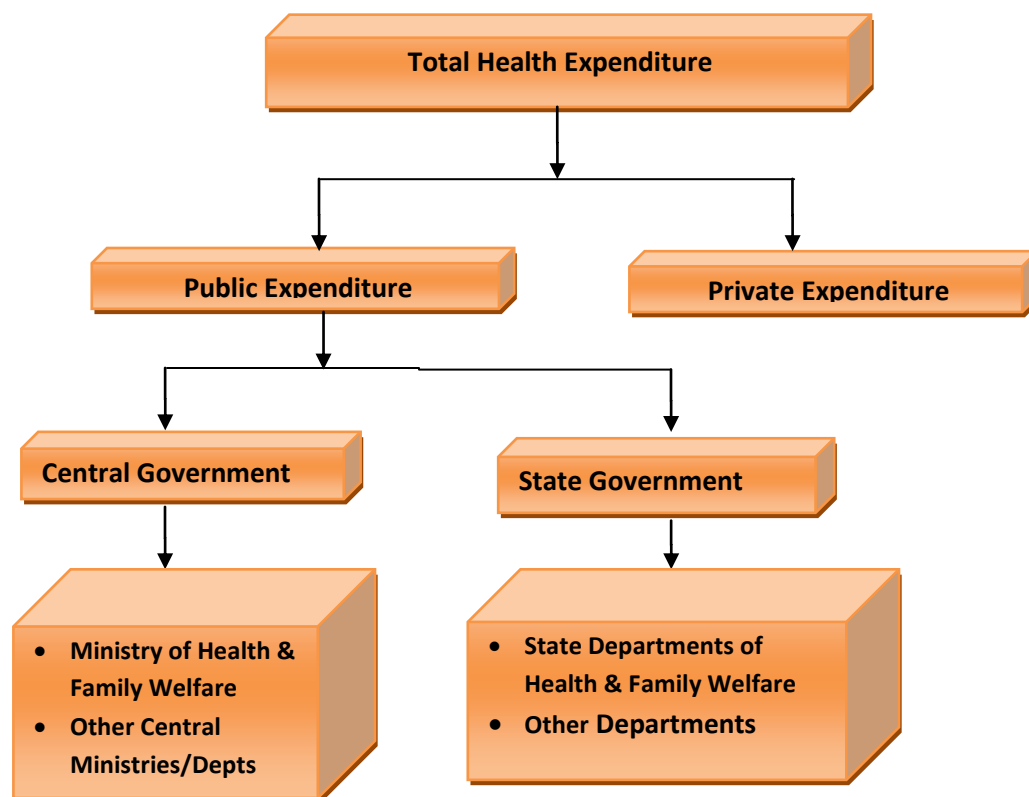
List of Tables

	Estimated Public Health Expenditure from 2013-14 onwards	Page 5
Table:1	Public Expenditure in Health by States & Union Territories	Page 6
Table:2	Public Health Expenditure 2013-14 (Actual)	Page 15-16
Table:3	Public Health Outlay 2014-15 (RE)	Page 18-19
Table:4	Public Health Outlay 2015-16 (BE)	Page 21-22
Table:5	Medical & Public Health Expenditure 2013-14 (Actual) Head wise classification	Page 24-28
Table:6	Medical & Public Health Outlay 2014-15 (RE) Head wise classification	Page 31-35
Table:7	Medical & Public Health Outlay 2015-16 (BE) Head wise classification	Page 38-42
Table:8	Union Territories Medical & Public Health Expenditure/Outlay	Page 45
Table:9	Plan & Non Plan Breakup of Public Health Expenditure by States	Page 46

List of Charts

Chart: 1.1-1.35	<i>Trends in States/UTs Public Health Expenditure/Outlay</i>	<i>Pages 7-12</i>
Chart: 1.36-1.38	<i>State wise Percentage Distribution of Health Expenditure/Outlay</i>	<i>Pages 13-14</i>
Chart: 2.1	<i>Percentage Distribution of Public Health Expenditure on Revenue and Capital during 2013-14 (Actual)</i>	<i>Page 17</i>
Chart:3.1	<i>Percentage Distribution of Public Health Outlay on Revenue and Capital during 2014-15 (RE)</i>	<i>Page 20</i>
Chart:4.1	<i>Percentage Distribution of Public Health Outlay on Revenue and Capital during 2015-16 (BE)</i>	<i>Page 23</i>
Chart:5.1	<i>Component Wise Breakup under Medical & Public Health 2013-14 (Actual)</i>	<i>Page 29</i>
Chart:5.2	<i>Component Wise Breakup under Family Welfare 2013-14 (Actual)</i>	<i>Page 30</i>
Chart:6.1	<i>Component Wise Breakup under Medical & Public Health 2014-15 (RE)</i>	<i>Page 36</i>
Chart:6.2	<i>Component Wise Breakup under Family Welfare 2014-15 (RE)</i>	<i>Page 37</i>
Chart:7.1	<i>Component Wise Breakup under Medical & Public Health 2015-16 (BE)</i>	<i>Page 43</i>
Chart:7.2	<i>Component Wise Breakups under Family Welfare 2015-16 (BE)</i>	<i>Page 44</i>
Chart:9.1	<i>Percentage Distribution of Plan & Non Plan Expenditure in Total Public Health Expenditure</i>	<i>Page 47</i>

Sources of Data



****This document does not capture Private Expenditure on Health. The methodology for compiling the Public Health Expenditure is based on the OECD's System of Health Accounts 2000.**

Public Expenditure

Public expenditure data has been sourced from the State budget documents, detailed demand for grants of MoHFW and other Central Ministries/Departments. This document gives in totality classification under plan and non-plan and provides actual expenditure, budget and revised estimates under the different schemes/programmes in the health sector. Budgetary accounting presents these data under different heads-major, sub-major and minor heads representing functions, sub-functions and the programmes.

In case of health expenditure, the relevant major heads are 2210 – Revenue Expenditure on Medical and Public Health, 2211 - Revenue Expenditure on Family Welfare, 4210 - Capital Expenditure on Medical and Public Health and 4211- Capital Expenditure on Family Welfare. For the year 2013-14, public expenditure figures have been taken from the demand for grants of 2015-16 for States and Central ministries and these figures have been validated with the figures provided in the respective Annual Financial Statements of the States. Included under public expenditure is the expenditure incurred under major heads 2210, 2211, 4210 and 4211 irrespective of the department through which these resources are channelized. It also includes all other expenditure heads appearing under Ministry of Health & Family Welfare, the Demand for Grants of Health and Family Welfare departments of State governments and the expenditure on medical reimbursement or treatment of employees of the Central and State Governments. Additionally for the Central Government, medical expenditure incurred by the Ministries of Defence, Posts, Railways and Labour have been covered as these Ministries contribute a significant proportion towards health spending.

Disclaimer:

Health Sector financing data provided here is provisional and subject to change. While due care has been taken in the compilation and presentation of the data, it may be noted that the Department of Health & Family Welfare, GOI shall not be responsible for any shortcomings, errors, omissions or for the results obtained from the use of this information. The Department of Health & Family Welfare has no financial or other liability whatsoever to the users of this data.

Estimated Public Health Expenditure from 2013-14 onwards (Rs. In Crores)

Sl. No.	Sector	Heads	2013-14 (Actuals)	2014-15 (RE)	2015-16 (BE)
	Public Expenditure	State Budget including Central Grants (including Treasury Route)	79257.23	116474.02	125963.62
1		State Budget (Own Expenditure)	73360.86	98897.08	108986.51
2		Centre MOHFW	30223.88	31965.00	33282.17
		Central Grants Through Treasury	5896.37	17576.94	16977.11
		3601	5865.81	17335.67	16620.56
		3602	30.56	241.27	356.55
		Central Grants Through State Health Society / Institutions	12118.36	0.00	0.00
		NRHM	10657.58	0	0
		HIV/AIDS	1460.78	0	0
		Other (Central Govt. Hospitals/Institutions, etc.)	12209.15	14388.06	16305.06
3		Other Central Ministries*	8081.58	8565.58	9430.99
4		UTs	604.14	725.16	867.7629
5		Grand Total (1+2+3+4)	112270.47	140152.82	152567.43
<p>Note: 1. All figures are provisional 2. *Other Central Ministries includes RSBY</p>					

Table : 1	Public Expenditure in Health by States & Union Territories		(Rs. in 000)
	2013-14 (Actual)	2014-15 (RE)	2015-16 (BE)
Andhra Pradesh	63727949	45654273	60216701
Arunachal Pradesh	3568173	6710066	6565446
Assam	17109325	36256063	35513713
Bihar	26554463	54114573	50592280
Chhattisgarh	15815142	29324846	32817356
Delhi	30673563	42556925	46383728
Goa	4631213	5660489	7396285
Gujarat	51382290	71312240	78445923
Haryana	18948686	28346789	32520587
Himachal Pradesh	11747197	15615957	17763038
Jammu & Kashmir	13647101	23436834	26802811
Jharkhand	11492248	24723447	29412374
Karnataka	46561807	64155563	63213600
Kerala	36380638	50817530	56428373
Madhya Pradesh	34907987	55035459	60913995
Maharashtra	74097210	109728535	100904240
Manipur	4121708	6245008	4869296
Meghalaya	4520667	6452285	6328288
Mizoram	3479035	5361206	4869098
Nagaland	3021764	4978441	5153933
Odisha	20143774	38315979	38965969
Puducherry	3611382	4444571	5740717
Punjab	20984847	28727320	32140222
Rajasthan	47956209	93105540	120329838
Sikkim	2559763	3607789	3429618
Tamil Nadu	62017984	80011169	81627518
Tripura	4091047	8528443	8029737
Uttar Pradesh	94882241	141585553	160976613
Uttarakhand	10735329	18525257	17821403
West Bengal	49201561	61402019	63463479
TOTAL A	792572303	1164740169	1259636179
B- Union Territories (UTs)			
Andaman & Nicobar Island	2018049	2243409	2623072
Chandigarh	2530652	3071731	3870816
Dadra & Nagar Haveli	631503	904637	940861
Daman & Diu	419885	514350	645700
Lakshadweep	441341	517519	597180
TOTAL B	6041430	7251646	8677629
Total of States & UTS(A+B)	798613733	1171991815	1268313808

Provisional figures for the year 2014-15 (Revised Estimates) and 2015-16 (Budget Estimates)

Chart 1.1

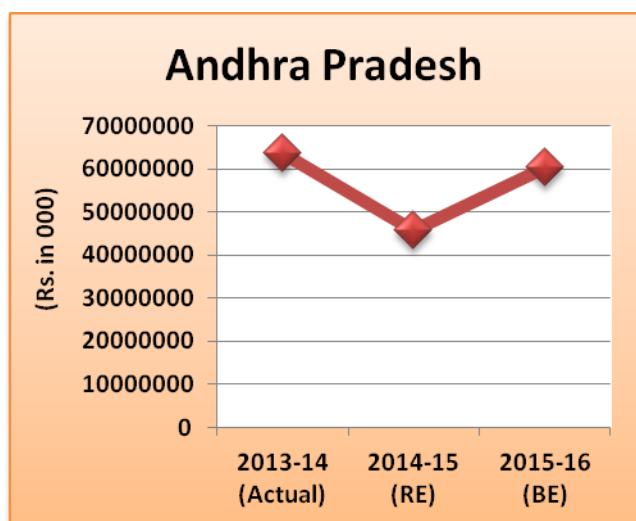


Chart 1.2

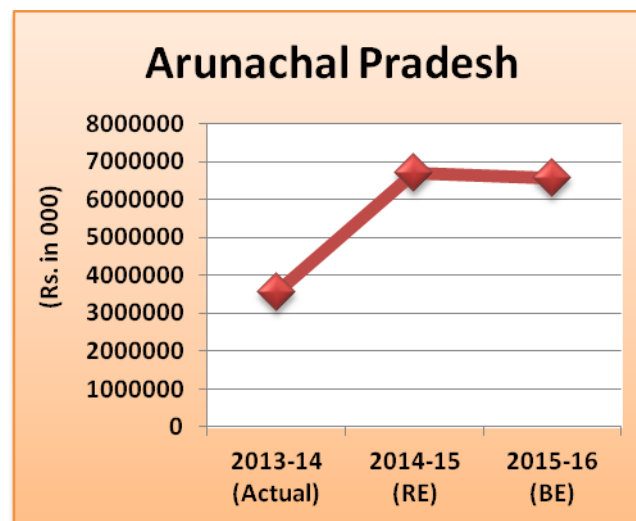


Chart 1.3

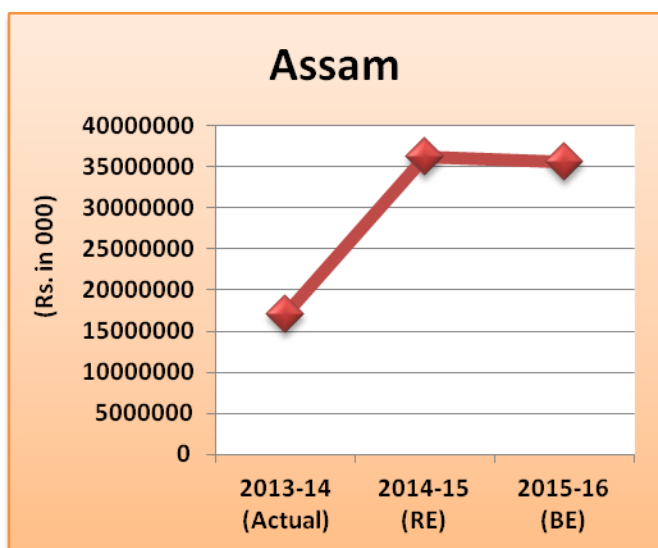


Chart 1.4

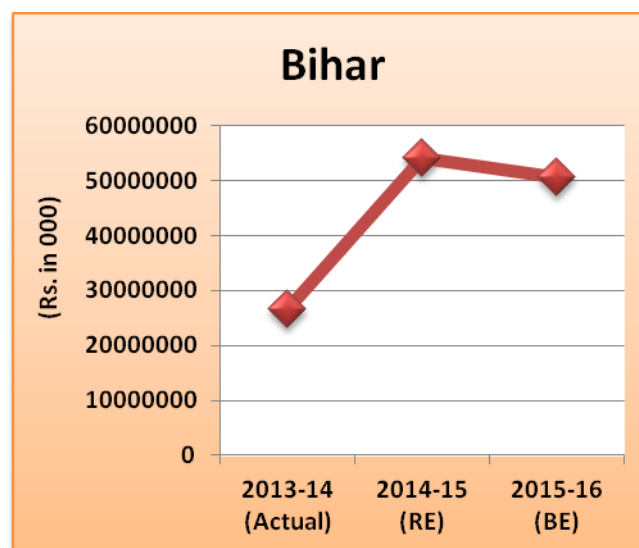


Chart 1.5

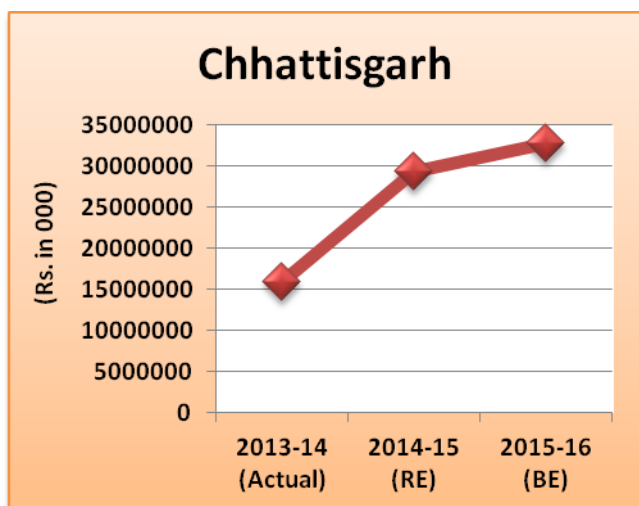


Chart 1.6

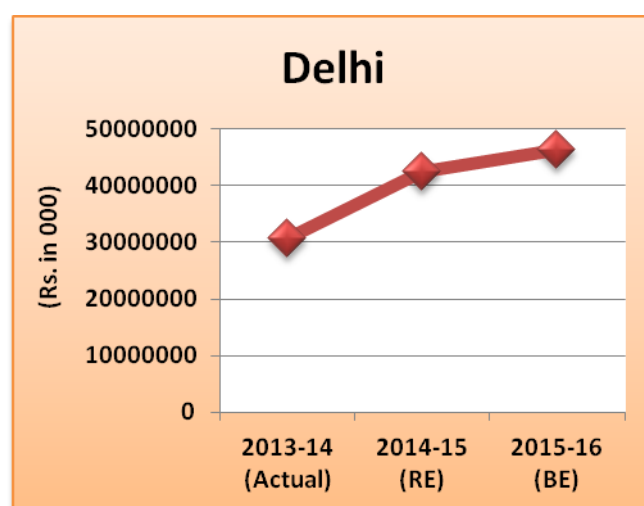


Chart 1.7

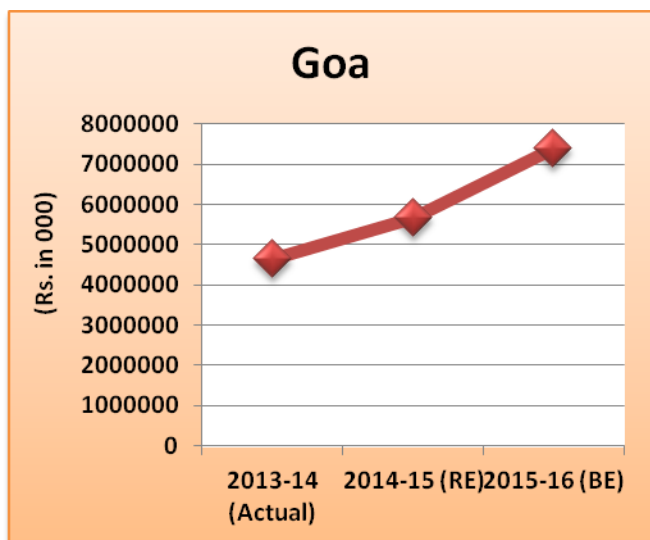


Chart 1.8

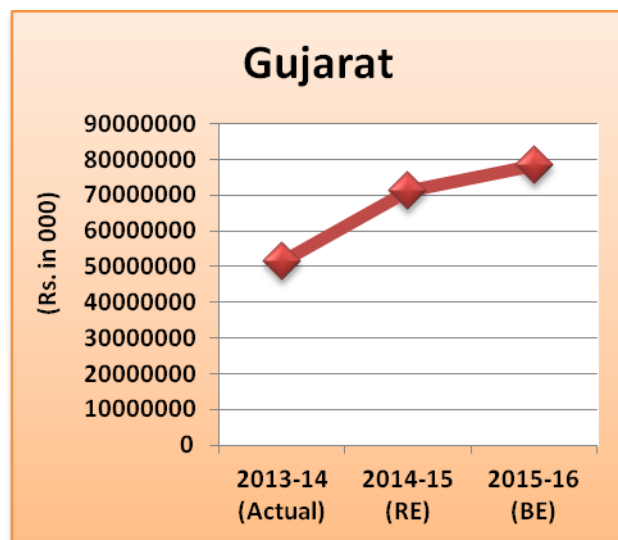


Chart 1.9

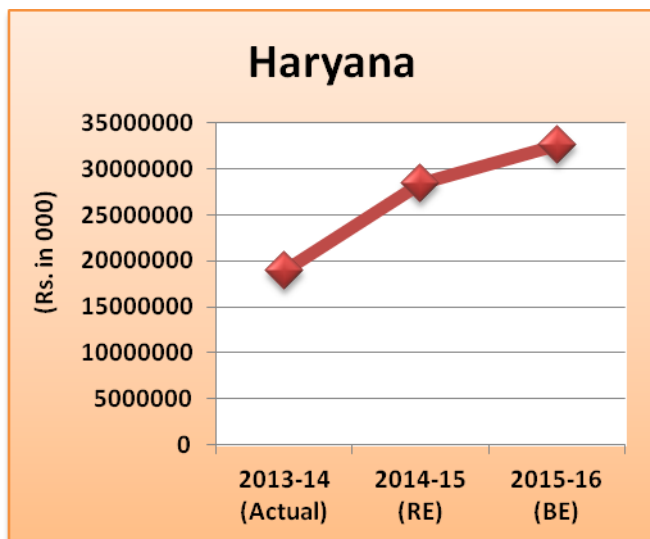


Chart 1.10

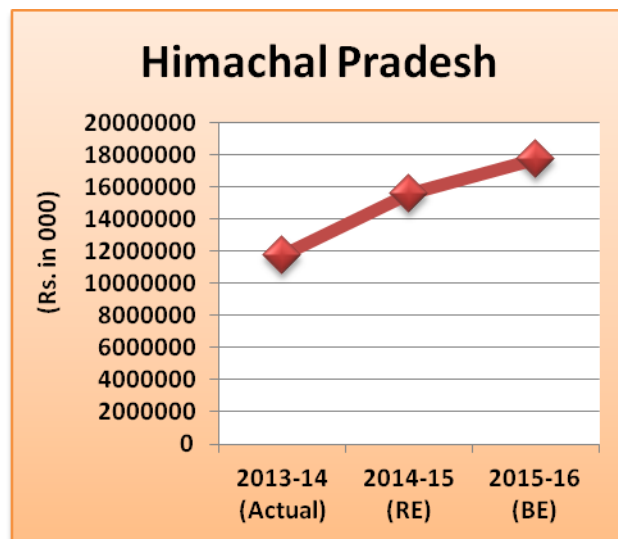


Chart 1.11

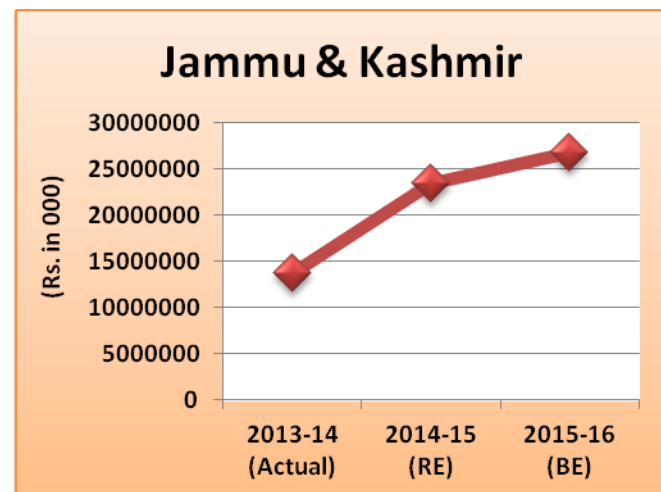


Chart 1.12

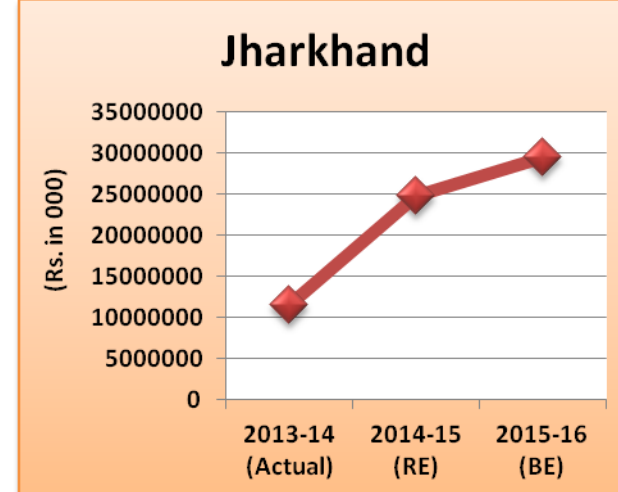


Chart 1.13

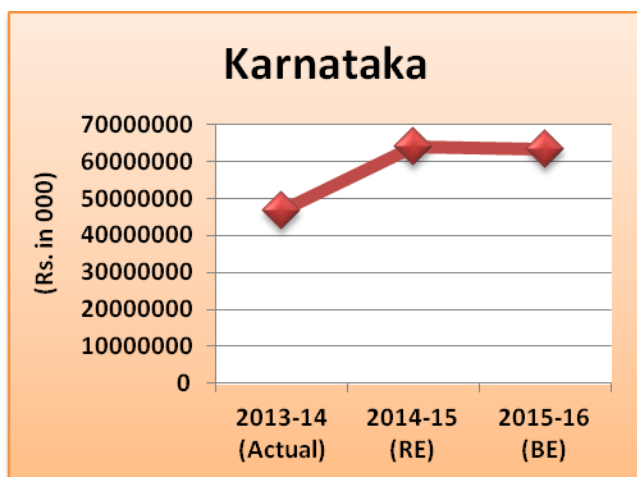


Chart 1.14

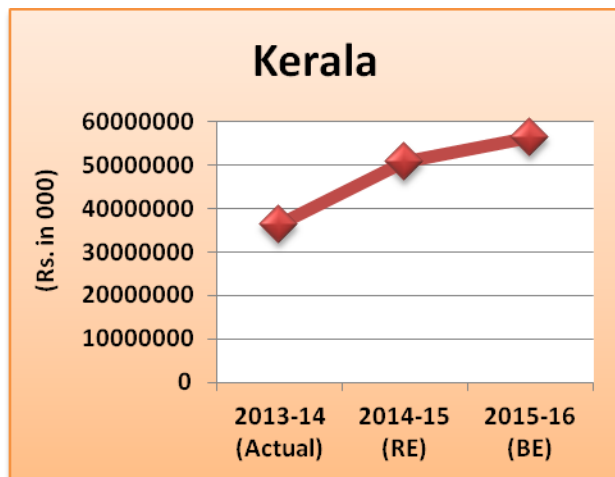


Chart 1.15

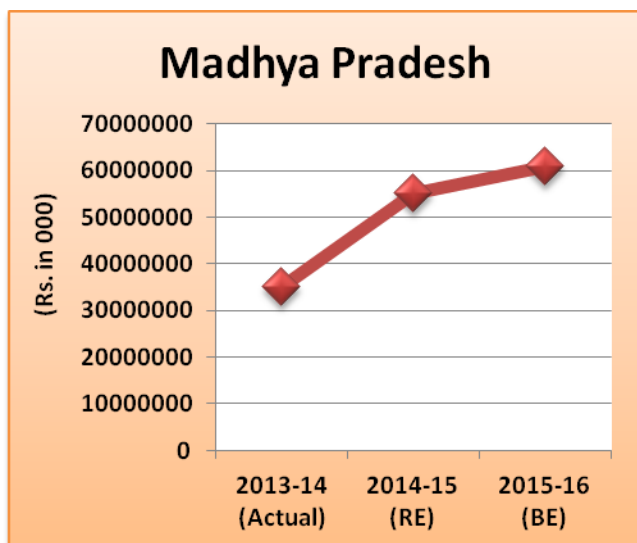


Chart 1.16

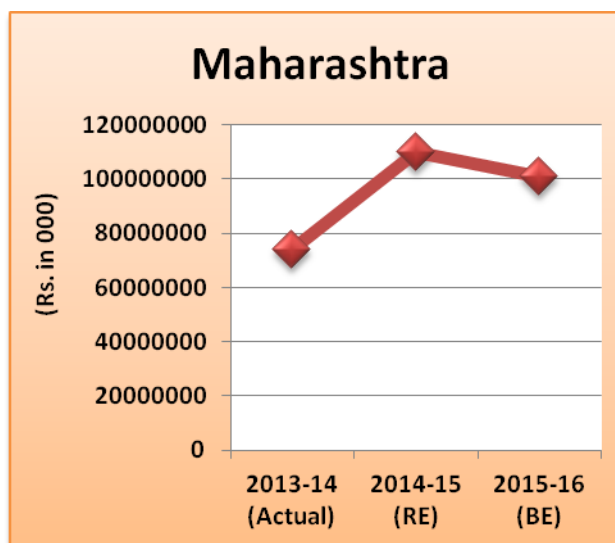


Chart 1.17

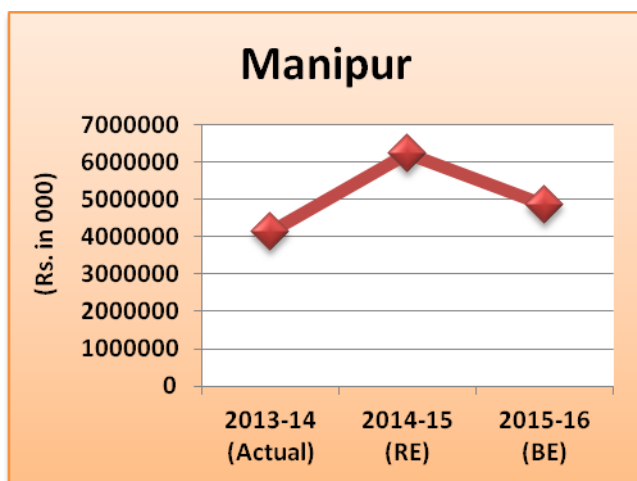


Chart 1.18

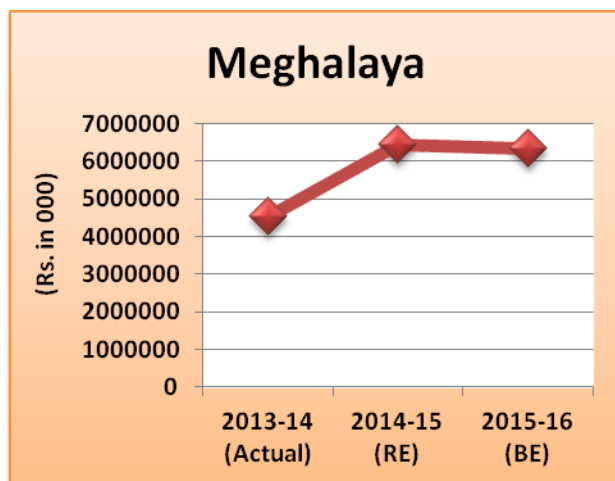


Chart 1.19

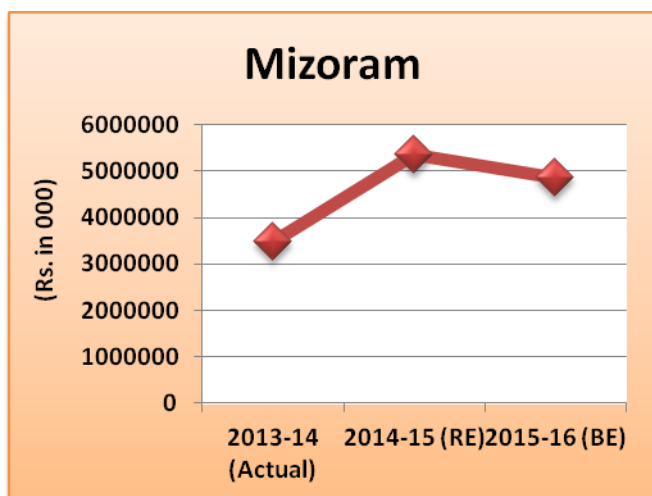


Chart 1.20

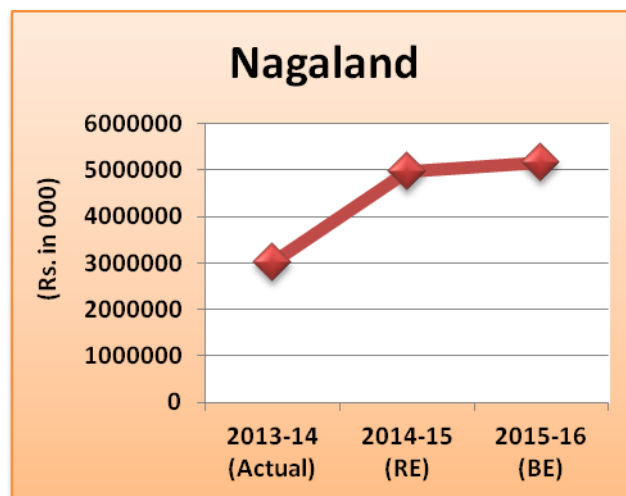


Chart 1.21

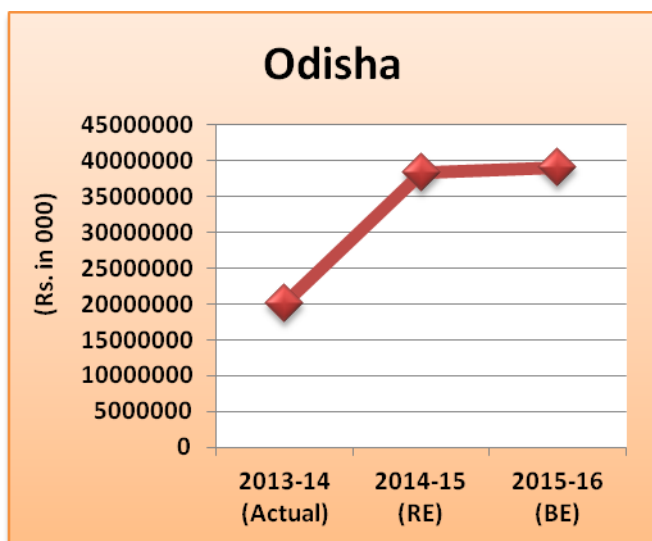


Chart 1.22

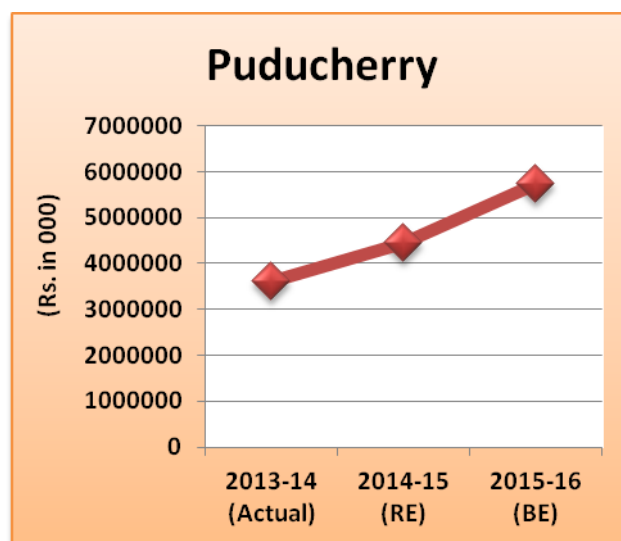


Chart 1.23

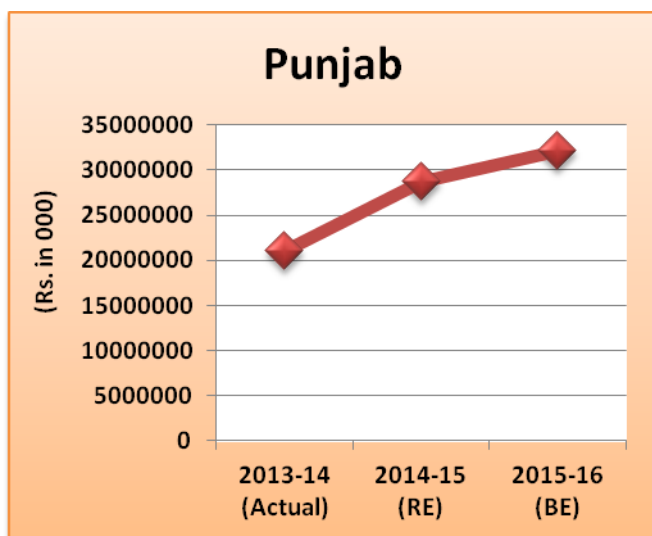


Chart 1.24

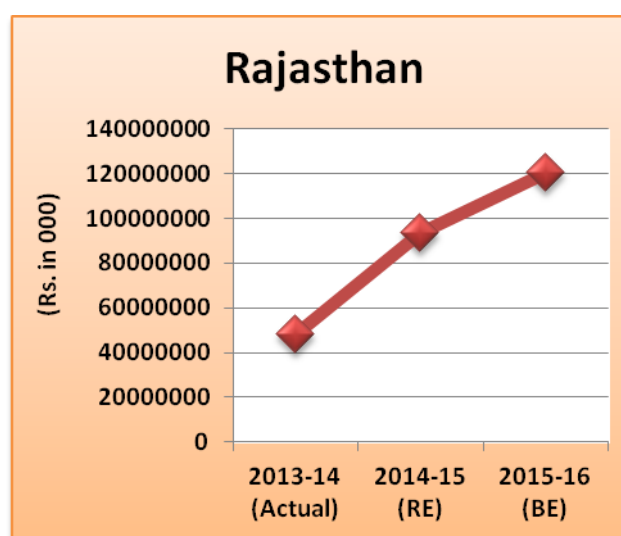


Chart 1.25

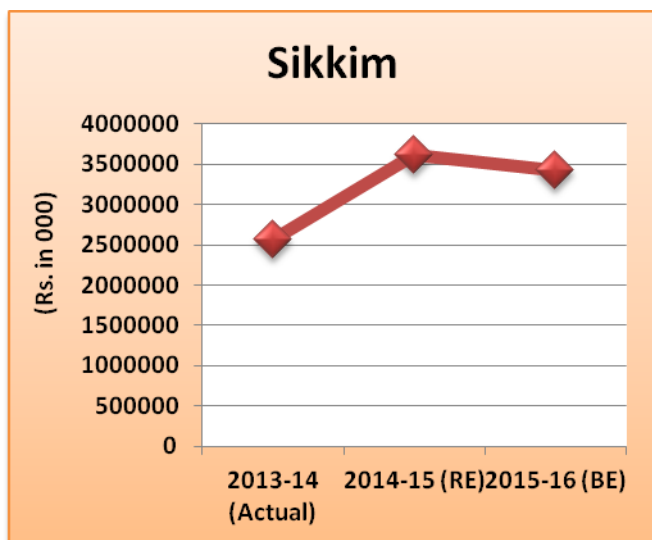


Chart 1.26

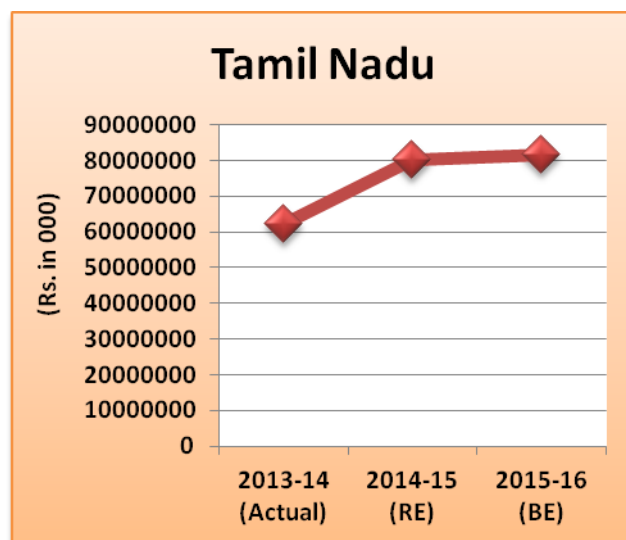


Chart 1.27

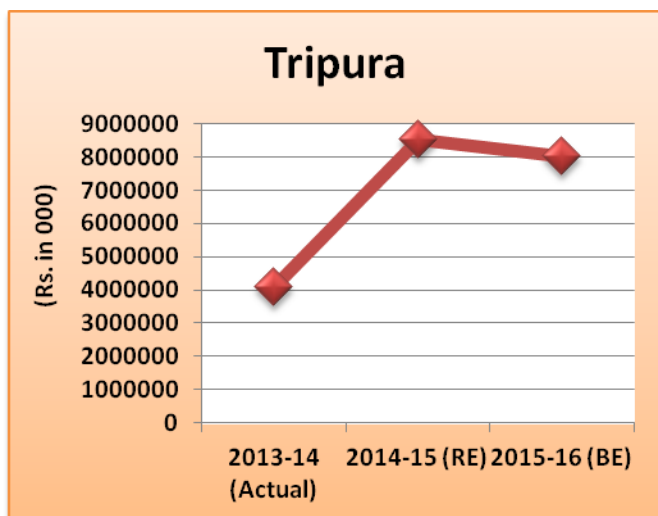


Chart 1.28

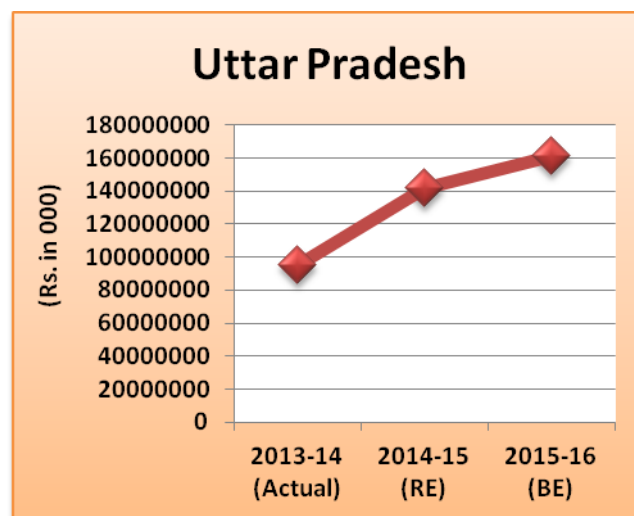


Chart 1.29

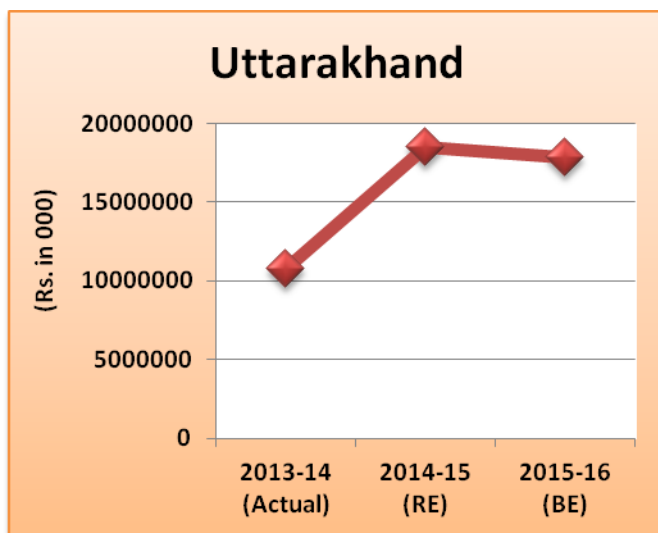


Chart 1.30

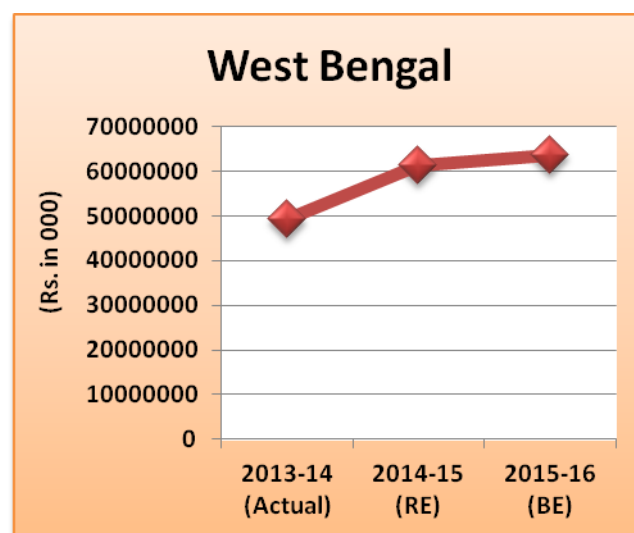


Chart 1.31

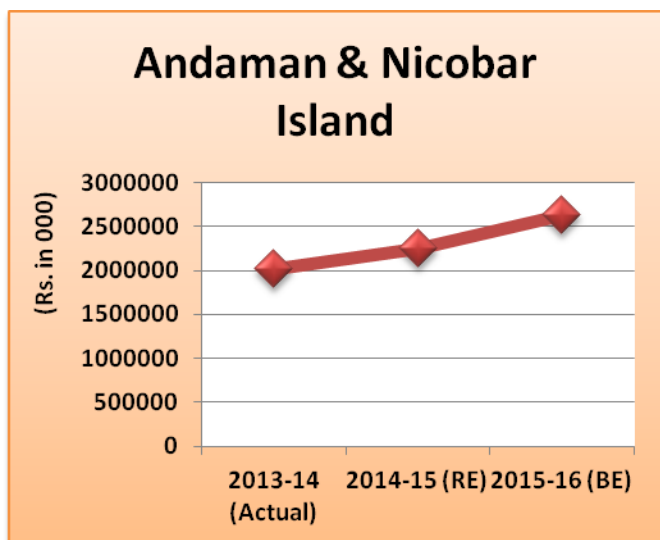


Chart 1.33

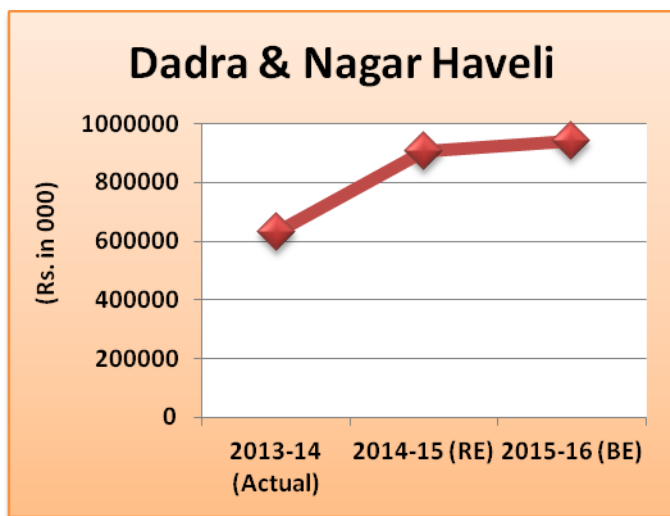


Chart 1.35

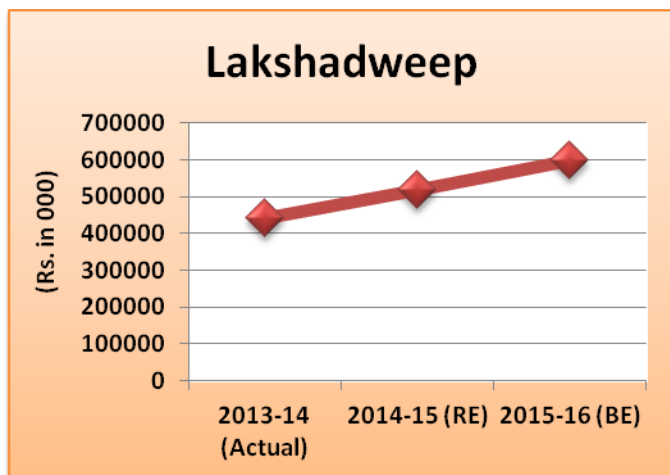


Chart 1.32

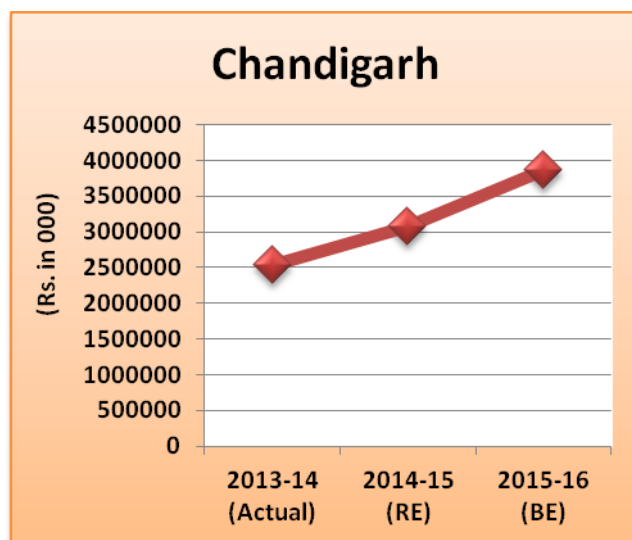
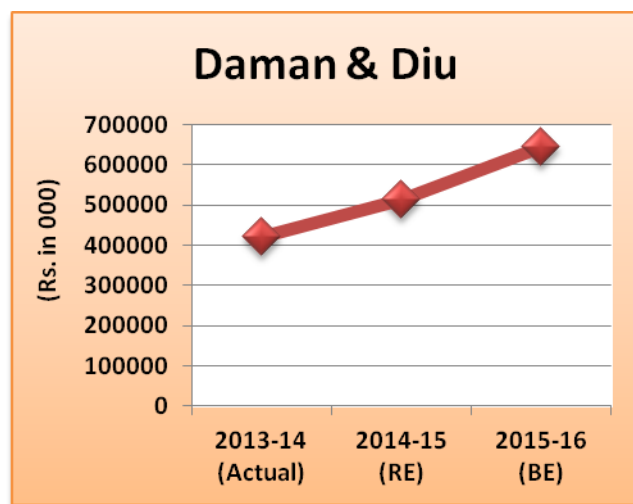


Chart 1.34



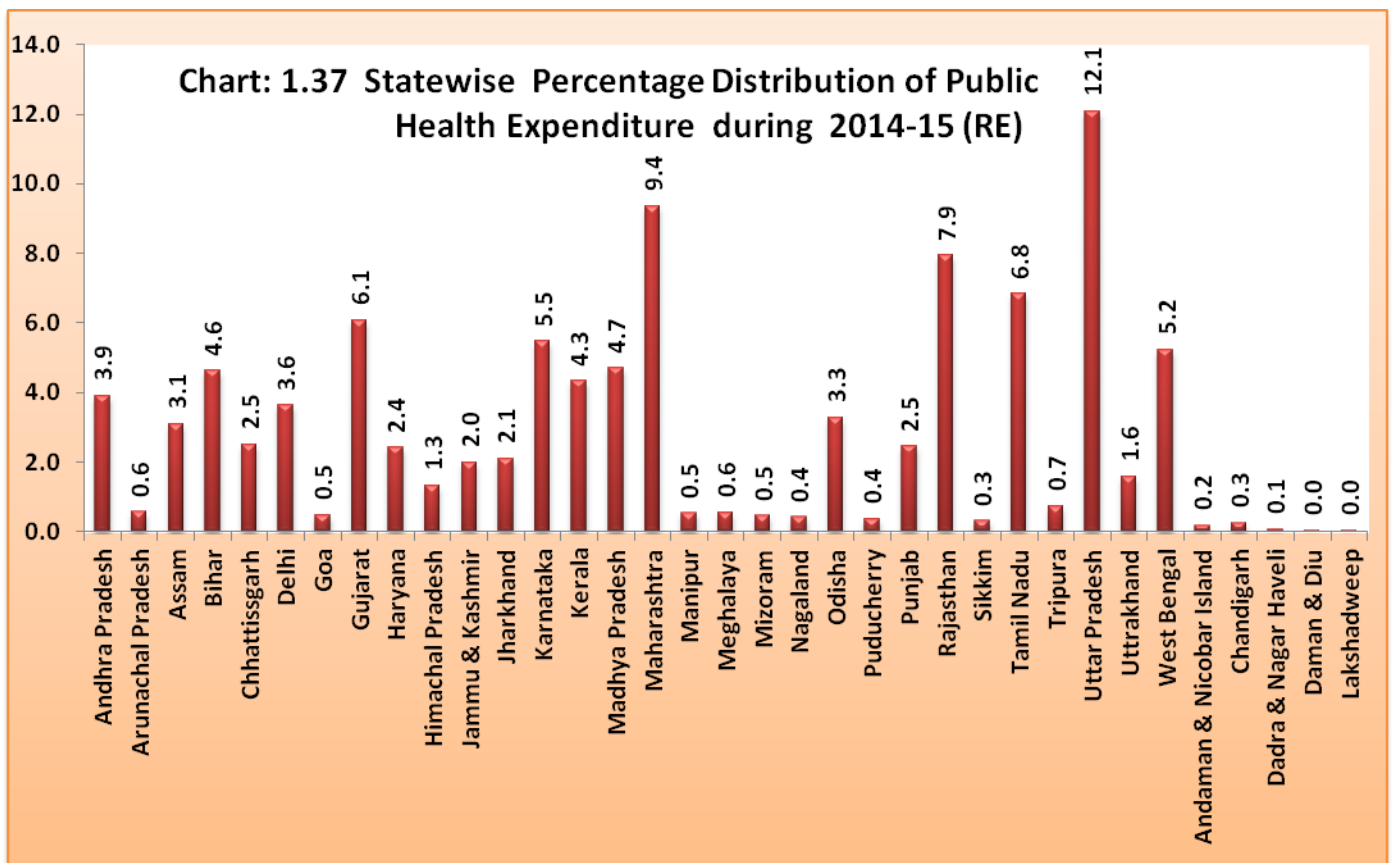
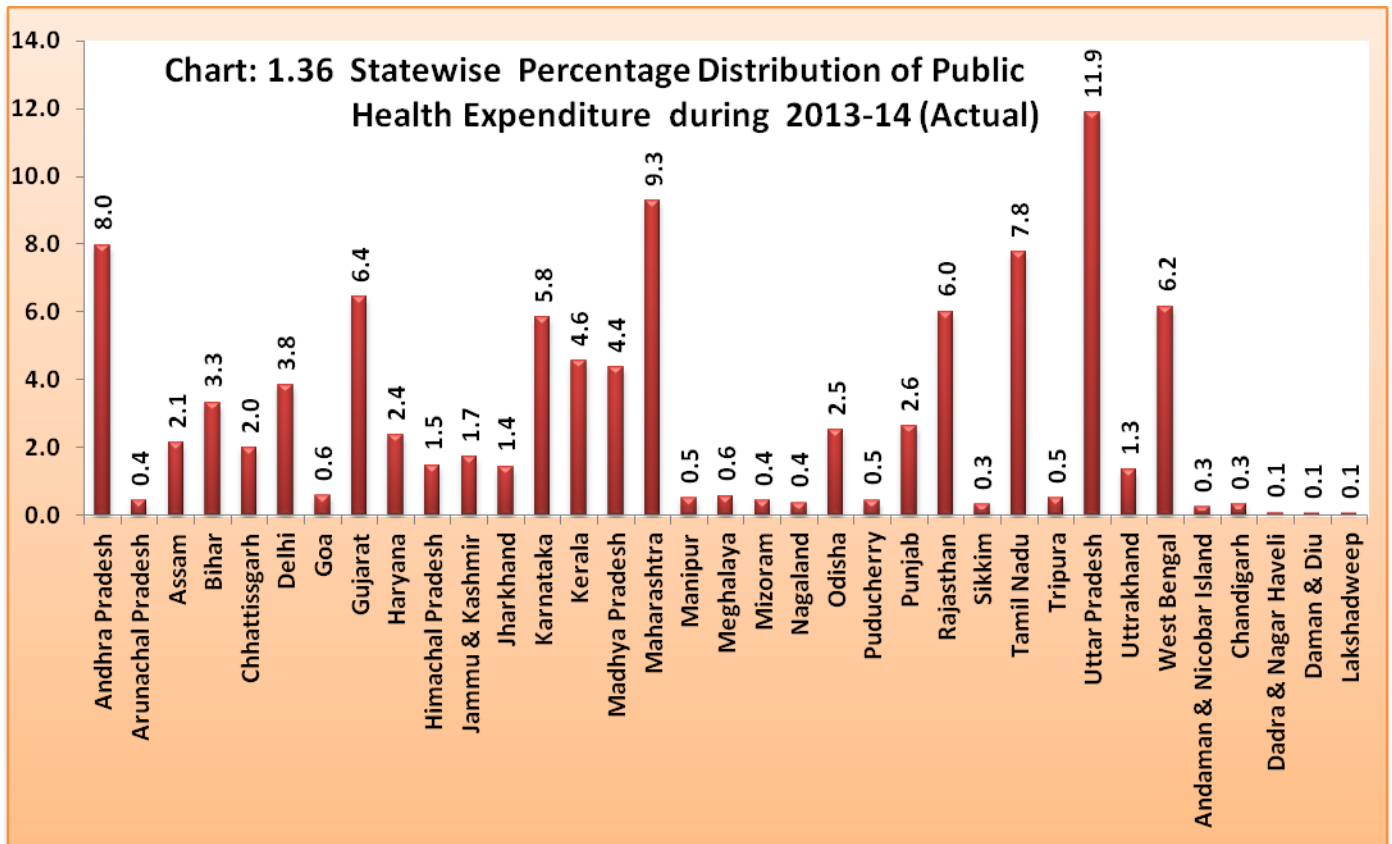


Chart: 1.38 Statewise Percentage Distribution of Public Health Expenditure during 2015-16 (BE)

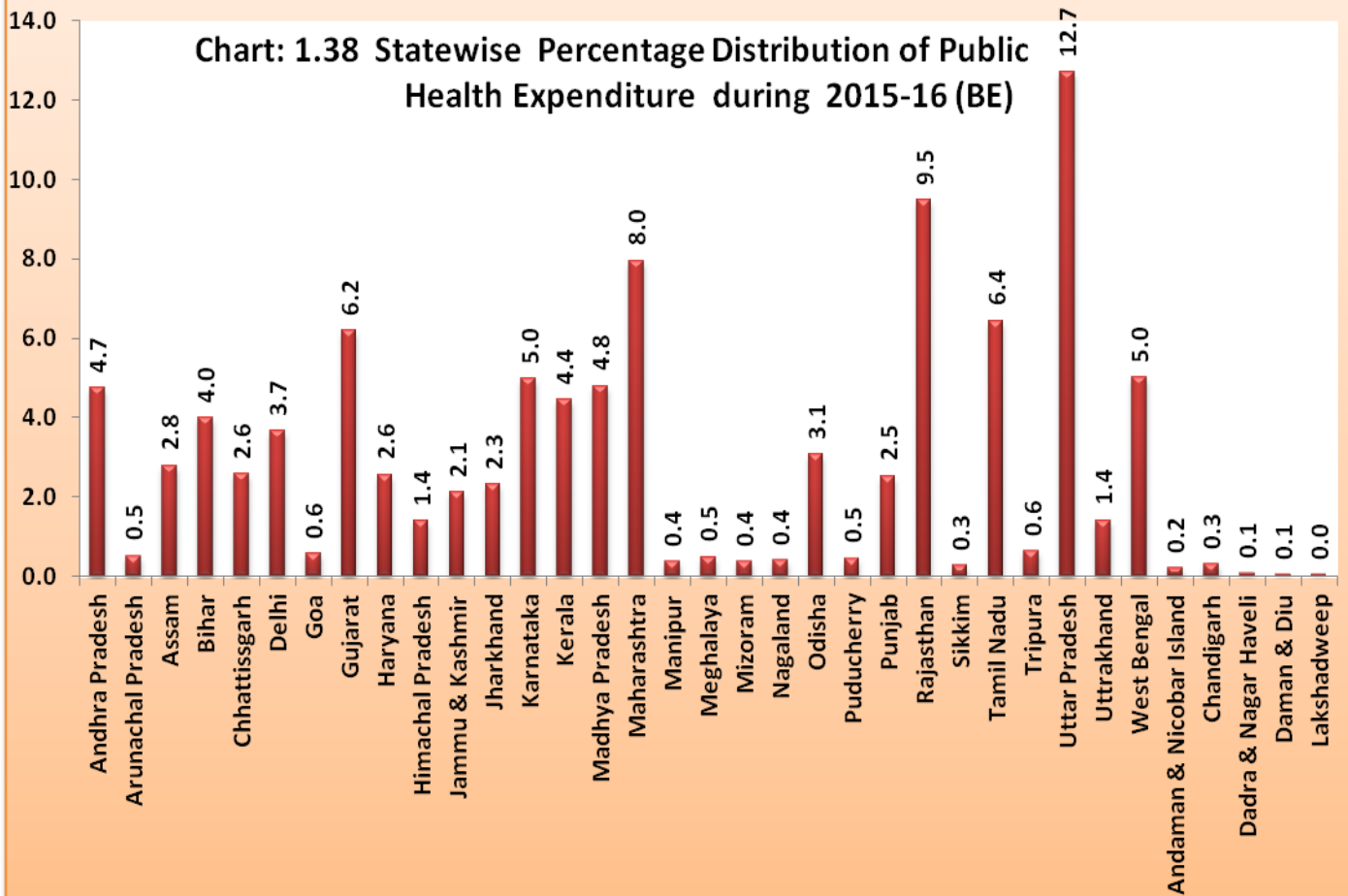


Table: 2 Public Health Expenditure 2013-14 Actual (Rs. in 000)							
States-A	Revenue		Capital		Total Revenue & Capital	Others ⁽¹⁾	Total
	Medical & Public health	Family Welfare	Medical & Public health	Family Welfare			
Andhra Pradesh	48,074,209	9,693,160	1,617,835	2,349	59,387,553	4,340,396	63,727,949
Arunachal Pradesh	2,988,418	130,900	282,445	-	3,401,763	166,410	3,568,173
Assam	15,105,028	1,854,724	125,211	-	17,084,963	24,362	17,109,325
Bihar	17,526,854	3,607,353	4,601,708	-	25,735,915	818,548	26,554,463
Chhattisgarh	12,751,500	1,534,198	1,269,880	-	15,555,578	259,564	15,815,142
Delhi	25,607,105	638,826	3,525,488	-	29,771,419	902,144	30,673,563
Goa	4,344,938	106,083	174,109	-	4,625,130	6,083	4,631,213
Gujarat	28,792,300	5,765,600	16,068,200	208,800	50,834,900	547,390	51,382,290
Haryana	15,702,656	1,323,748	498,260	-	17,524,664	1,424,022	18,948,686
Himachal Pradesh	8,666,324	1,346,629	729,145	-	10,742,098	1,005,099	11,747,197
Jammu & Kashmir	13,236,262	180,922	-	-	13,417,184	229,917	13,647,101
Jharkhand	8,987,020	783,934	1,661,796	-	11,432,750	59,498	11,492,248
Karnataka	35,892,095	5,038,511	4,404,143	-	45,334,749	1,227,058	46,561,807
Kerala	31,533,645	3,541,803	1,303,193	-	36,378,641	1,997	36,380,638
Madhya Pradesh	28,928,881	3,907,088	1,660,136	-	34,496,105	411,882	34,907,987
Maharashtra	61,970,440	6,189,119	5,529,994	-	73,689,553	407,657	74,097,210
Manipur	2,772,971	189,601	1,141,636	-	4,104,208	17,500	4,121,708
Meghalaya	3,212,853	323,948	960,203	-	4,497,004	23,663	4,520,667
Mizoram	2,183,011	297,115	145,342	-	2,625,468	853,567	3,479,035
Nagaland	2,634,991	259,111	127,412	-	3,021,514	250	3,021,764
Odisha	16,309,819	1,816,020	1,443,540	-	19,569,379	574,395	20,143,774
Puducherry	3,434,397	74,308	100,220	-	3,608,925	2,457	3,611,382
Punjab	17,122,166	1,742,915	826,747	-	19,691,828	1,293,019	20,984,847
Rajasthan	34,656,685	9,487,290	3,372,301	-	47,516,276	439,933	47,956,209
Sikkim	1,445,778	167,988	934,668	-	2,548,434	11,329	2,559,763
Tamilnadu	44,865,140	9,442,748	3,628,426	2,259,991	60,196,305	1,821,679	62,017,984
Tripura	2,706,243	330,837	1,051,223	-	4,088,303	2,744	4,091,047

Table: 2 (Cont...) Public Health Expenditure 2013-14 Actual (Rs. in 000)							
Uttar Pradesh	54,709,464	25,266,843	13,181,743	-	93,158,050	1,724,191	94,882,241
Uttarakhand	8,015,142	977,326	1,435,263	44,961	10,472,692	262,637	10,735,329
West Bengal	37,173,767	5,590,446	5,725,148	-	48,489,361	712,200	49,201,561
Total A	591,350,102	101,609,094	77,525,415	2,516,101	773,000,712	19,571,591	792,572,303
UTs- B							
Andaman & Nicobar Island	1,778,974	-	140,411	-	1,919,385	98,664	2,018,049
Chandigarh	2,111,566	-	306,168	-	2,417,734	112,918	2,530,652
Dadra & Nagar Haveli	449,313	-	178,319	-	627,632	3,871	631,503
Daman & Diu	337,169	-	75,018	-	412,187	7,698	419,885
Lakshadweep	368,457	-	60,784	-	429,241	12,100	441,341
Total B⁽²⁾	5,045,479	-	760,700	-	5,806,179	235,251	6,041,430
MOHFW-C	167,393,942	111,009,460	12,930,230	-	291,333,632	10,905,214 ⁽³⁾	302,238,846
of which MH 3601	58,658,133	-	-	-	58,658,133	-	58,658,133
MH 3602	-	305,573	-	-	305,573	-	305,573
Other Central Ministries(D)	-	-	-	-	-	80,815,795 ⁽⁴⁾	80,815,795
Grand Total⁽⁵⁾ A+B+C+D	705,131,390	212,312,981	91,216,345	2,516,101	1,011,176,817	111,527,851	1,122,704,668

Notes: The accounts figure has been taken for all the States

1. Others includes Medical reimbursement/ Medical Treatment expenditure/Medical Allowance, Other departments expenditure within the health demand, Secretariat Social Service Expenditure (2251), and medical expenditure by Ministry of Defence, Labour & Employment, Railways, Science and Technology, Mines and Post.
2. Data of UTs taken from Ministry of Home Affairs.
3. Others indicated under MOHFW includes the expenditure on Major Heads of 2013, 2071, and 2251.
4. Medical Expenditure by Ministry of Defence, Railways, Labour & Employment (Including RSBY), Science and Technology, Mines and Post.
5. Grand Total excludes data relating to MH 3601 and MH 3602(Grants in Aid to State Governments & UTs)

Source:

1. Demand for grants of Ministry of Health & Family Welfare & Other Central Ministries (2015-16), Government of India.
2. Demand for grants of Departments of Health & Family Welfare & Other Departments (2015-16), State Governments.

Chart 2.1 Percentage Distribution of Public Health Expenditure on Revenue & Capital during 2013-14 (Actual)

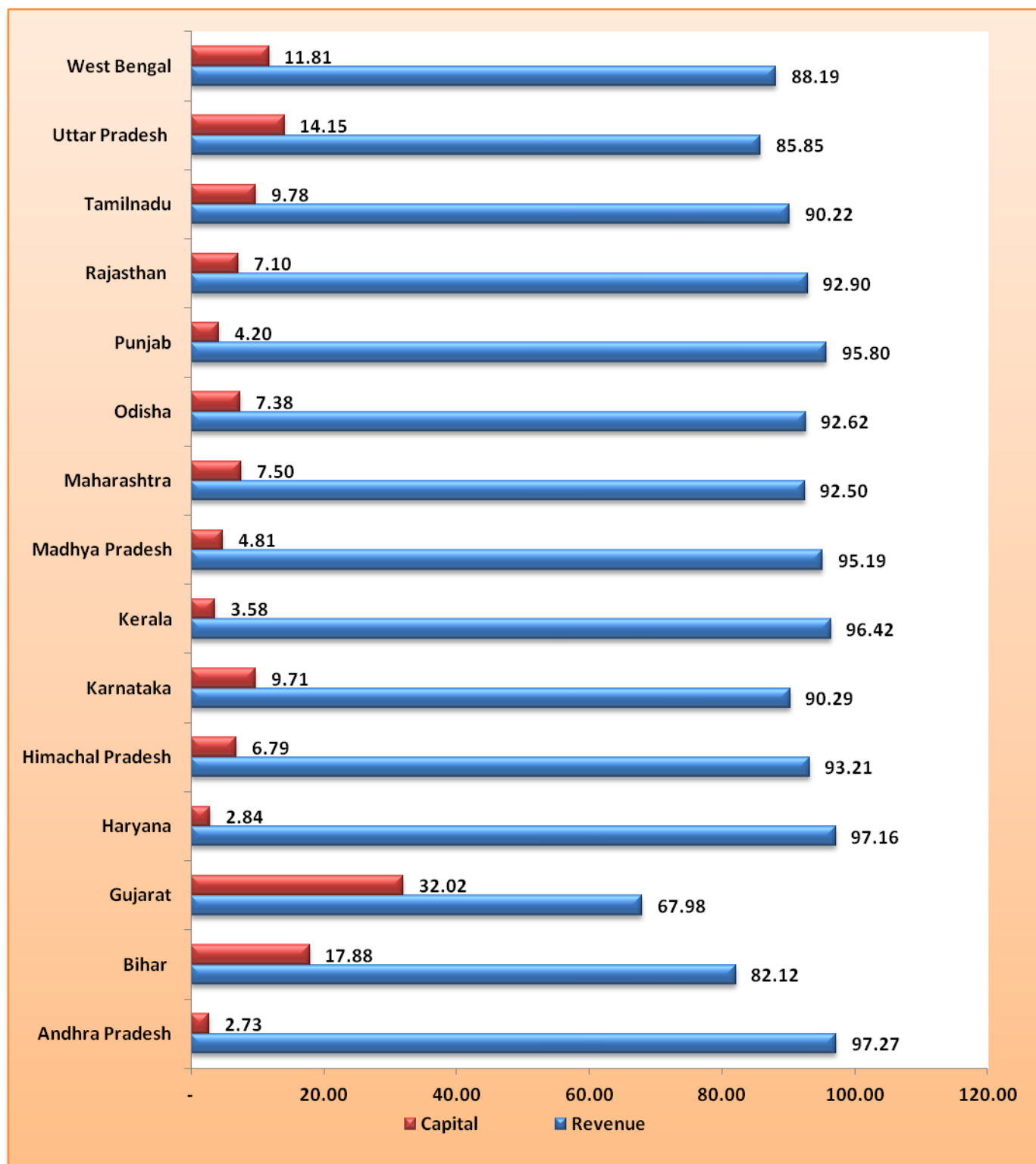


Table: 3 Public Health Outlay 2014-15 (RE) (Rs. in 000)							
States-A	Revenue		Capital		Total Revenue & Capital	Others ⁽¹⁾	Total
	Medical & Public health	Family Welfare	Medical & Public health	Family Welfare			
Andhra Pradesh	34,646,615	6,701,007	2,249,571	-	43,597,193	2,057,080	45,654,273
Arunachal Pradesh	5,767,696	392,127	421,858	-	6,581,681	128,385	6,710,066
Assam	27,491,351	2,419,445	568,100	-	30,478,896	5,777,167	36,256,063
Bihar	36,935,921	4,694,365	11,336,425	-	52,966,711	1,147,862	54,114,573
Chhattisgarh	24,343,034	1,988,570	2,583,700	-	28,915,304	409,542	29,324,846
Delhi	34,696,350	1,231,700	5,511,600	-	41,439,650	1,117,275	42,556,925
Goa	5,020,271	120,000	508,233	-	5,648,504	11,985	5,660,489
Gujarat	42,751,500	7,568,600	20,529,300	303,100	71,152,500	159,740	71,312,240
Haryana	23,945,148	1,573,554	943,000	-	26,461,702	1,885,087	28,346,789
Himachal Pradesh	10,840,344	2,990,298	697,697	-	14,528,339	1,087,618	15,615,957
Jammu & Kashmir	16,787,951	267,090	6,057,537	-	23,112,578	324,256	23,436,834
Jharkhand	19,834,570	1,381,163	3,335,319	-	24,551,052	172,395	24,723,447
Karnataka	50,627,190	5,919,012	6,218,277	-	62,764,479	1,391,084	64,155,563
Kerala	41,763,881	5,450,428	3,152,501	70	50,366,880	450,650	50,817,530
Madhya Pradesh	47,897,680	4,336,475	2,275,662	-	54,509,817	525,642	55,035,459
Maharashtra	96,231,826	6,841,561	6,180,419	-	109,253,806	474,729	109,728,535
Manipur	4,429,287	210,676	1,587,545	-	6,227,508	17,500	6,245,008
Meghalaya	4,663,541	349,095	991,500	5,000	6,009,136	443,149	6,452,285
Mizoram	3,975,271	376,845	191,445	-	4,543,561	817,645	5,361,206
Nagaland	4,413,512	282,751	281,628	-	4,977,891	550	4,978,441
Odisha	29,962,167	2,764,475	4,744,976	-	37,471,618	844,361	38,315,979
Puducherry	4,242,024	86,742	113,326	-	4,442,092	2,479	4,444,571
Punjab	24,250,471	2,193,146	17,096	-	26,460,713	2,266,607	28,727,320
Rajasthan	43,798,473	42,555,353	6,266,222	-	92,620,048	485,492	93,105,540
Sikkim	2,587,906	171,400	837,174	-	3,596,480	11,309	3,607,789
Tamilnadu	54,652,566	18,055,598	3,431,676	1,836,204	77,976,044	2,035,125	80,011,169
Tripura	3,450,210	3,453,021	1,621,862	-	8,525,093	3,350	8,528,443

Table: 3 (Cont...)		Public Health Outlay 2014-15 (RE)				(Rs. in 000)	
Uttar Pradesh	67,298,137	40,341,790	19,676,600	13,000,000	140,316,527	1,269,026	141,585,553
Uttarakhand	14,249,859	1,260,745	2,725,156	5,001	18,240,761	284,496	18,525,257
West Bengal	47,956,279	4,540,838	8,098,508	-	60,595,625	806,394	61,402,019
Total A	829,511,031	170,517,870	123,153,913	15,149,375	1,138,332,189	26,407,980	1,164,740,169
UTs- B							
Andaman & Nicobar Island	1,943,800	-	193,400	-	2,137,200	106,209	2,243,409
Chandigarh	2,463,700	-	458,800	-	2,922,500	149,231	3,071,731
Dadra & Nagar Haveli	537,500	-	359,200	-	896,700	7,937	904,637
Daman & Diu	420,200	-	85,700	-	505,900	8,450	514,350
Lakshadweep	432,600	-	63,100	-	495,700	21,819	517,519
Total B⁽²⁾	5,797,800	-	1,160,200	-	6,958,000	293,646	7,251,646
MOHFW-C of which MH 3601 MH 3602	276,390,100 173,356,700 -	22,845,400 - 2,412,700	10,500,800	2,700	309,739,000 173,356,700 2,412,700	9,911,000 ⁽³⁾	319,650,000 173,356,700 2,412,700
Other Central Ministries(D)	-	-	-	-	-	85,655,778 ⁽⁴⁾	85,655,778
Grand Total⁽⁵⁾ A+B+C+D	938,342,231	190,950,570	134,814,913	15,152,075	1,279,259,789	122,268,404	1,401,528,193

1. Others includes Medical reimbursement/ Medical Treatment expenditure/Medical Allowance, Other departments expenditure within the health demand, Secretariat Social Service Expenditure (2251), and medical expenditure by Ministry of Defence, Labour & Employment, Railways, Science and Technology, Mines and Post.
2. Data of UTs taken from Ministry of Home Affairs.
3. Others indicated under MOHFW includes the expenditure on Major Heads of 2013, 2071, and 2251.
4. Medical Expenditure by Ministry of Defence, Railways, Labour & Employment (Including RSBY), Science and Technology, Mines and Post.
5. Grand Total excludes data relating to MH 3601 and MH 3602(Grants in Aid to State Governments & UTs)

Source:

1. Demand for grants of Ministry of Health & Family Welfare & Other Central Ministries (2015-16), Government of India.
2. Demand for grants of Departments of Health & Family Welfare & Other Departments (2015-16), State Governments.

Chart: 3.1 Percentage Distribution of Public Health Expenditure on Revenue & Capital during 2014-15 (RE)

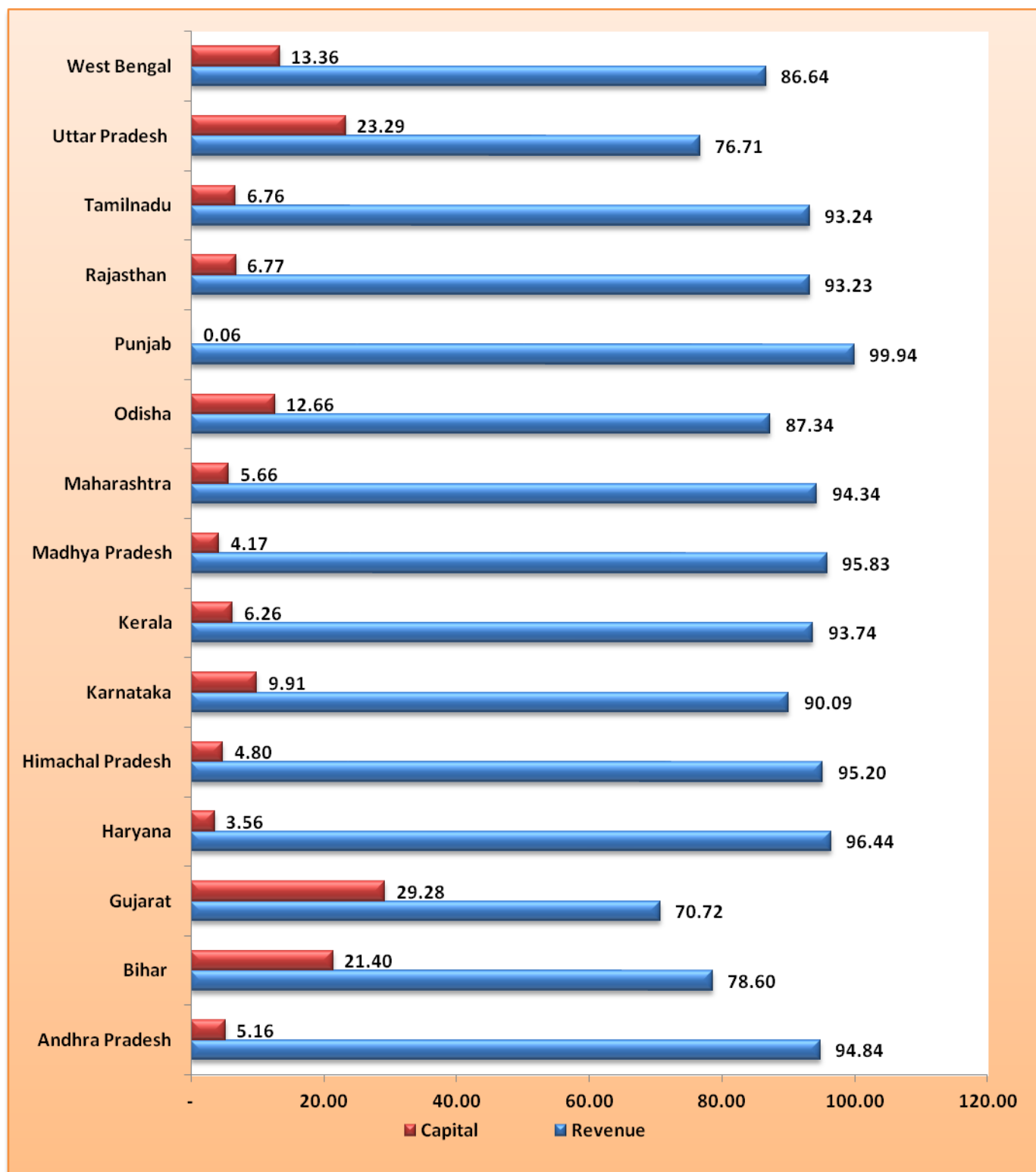


Table: 4 Public Health Outlay 2015-16 (BE) (Rs. in 000)							
States-A	Revenue		Capital		Total Revenue & Capital	Others ⁽¹⁾	Total
	Medical & Public health	Family Welfare	Medical & Public health	Family Welfare			
Andhra Pradesh	39,125,523	14,512,611	4,641,356	-	58,279,490	1,937,211	60,216,701
Arunachal Pradesh	6,231,014	159,289	161,400	-	6,551,703	13,743	6,565,446
Assam	27,567,656	1,664,826	1,344,066	-	30,576,548	4,937,165	35,513,713
Bihar	30,635,289	4,145,542	14,706,596	-	49,487,427	1,104,853	50,592,280
Chhattisgarh	27,247,597	2,084,160	3,035,540	-	32,367,297	450,059	32,817,356
Delhi	37,793,070	980,700	6,469,830	-	45,243,600	1,140,128	46,383,728
Goa	6,331,362	150,000	903,833	-	7,385,195	11,090	7,396,285
Gujarat	47,496,600	8,142,400	21,965,100	162,700	77,766,800	679,123	78,445,923
Haryana	28,086,248	1,806,863	393,000	-	30,286,111	2,234,476	32,520,587
Himachal Pradesh	11,739,876	4,448,887	762,400	-	16,951,163	811,875	17,763,038
Jammu & Kashmir	18,798,199	316,450	7,376,787	-	26,491,436	311,375	26,802,811
Jharkhand	23,670,538	1,363,311	4,290,304	-	29,324,153	88,221	29,412,374
Karnataka	48,842,300	6,908,700	5,830,400	-	61,581,400	1,632,200	63,213,600
Kerala	47,516,484	5,791,576	2,620,153	-	55,928,213	500,160	56,428,373
Madhya Pradesh	53,081,042	4,433,000	2,798,458	-	60,312,500	601,495	60,913,995
Maharashtra	94,150,778	746,837	5,518,418	-	100,416,033	488,207	100,904,240
Manipur	4,418,240	210,676	240,380	-	4,869,296	-	4,869,296
Meghalaya	4,769,100	72,700	986,400	-	5,828,200	500,088	6,328,288
Mizoram	3,670,038	275,247	116,701	-	4,061,986	807,112	4,869,098
Nagaland	4,874,687	259,246	20,000	-	5,153,933	-	5,153,933
Odisha	31,833,168	455,170	5,781,145	-	38,069,483	896,486	38,965,969
Puducherry	5,436,298	94,010	207,792	-	5,738,100	2,617	5,740,717
Punjab	28,798,860	1,240,768	39,883	-	30,079,511	2,060,711	32,140,222
Rajasthan	54,221,001	54,644,863	11,029,608	-	119,895,472	434,366	120,329,838
Sikkim	1,977,079	231,524	1,209,706	-	3,418,309	11,309	3,429,618
Tamilnadu	57,345,907	18,805,254	2,270,022	1,203,201	79,624,384	2,003,134	81,627,518
Tripura	3,977,743	2,091,200	1,957,444	-	8,026,387	3,350	8,029,737

Table: 4 (Cont...)		Public Health Outlay 2015-16 (BE)				(Rs. in 000)		
Uttar Pradesh	79,800,759	58,288,510	21,502,305	-	159,591,574	1,385,039	160,976,613	
Uttarakhand	15,673,368	1,489,063	377,485	6,000	17,545,916	275,487	17,821,403	
West Bengal	44,881,293	5,480,740	12,276,441	-	62,638,474	825,005	63,463,479	
Total A	889,991,117	201,294,123	140,832,953	1,371,901	1,233,490,094	26,146,085	1,259,636,179	
UTs- B								
Andaman & Nicobar Island	2,311,800	-	202,500	-	2,514,300	108,772	2,623,072	
Chandigarh	2,532,900	-	1,181,800	-	3,714,700	156,116	3,870,816	
Dadra & Nagar Haveli	614,100	-	319,100	-	933,200	7,661	940,861	
Daman & Diu	462,100	-	174,700	-	636,800	8,900	645,700	
Lakshadweep	497,200	-	70,000	-	567,200	29,980	597,180	
Total B⁽²⁾	6,418,100	-	1,948,100	-	8,366,200	311,429	8,677,629	
MOHFW-C of which MH 3601 MH 3602	291,988,489 166,205,600 -	20,517,311 - 3,565,500	9,343,400	100	321,849,300 166,205,600 3,565,500	10,972,400 ⁽³⁾	332,821,700 166,205,600 3,565,500	
Other Central Ministries(D)	-	-	-	-	-	94,309,927 ⁽⁴⁾	94,309,927	
Grand Total⁽⁵⁾ A+B+C+D	1,022,192,106	218,245,934	152,124,453	1,372,001	1,393,934,494	131,739,841	1,525,674,335	

- Others includes Medical reimbursement/ Medical Treatment expenditure/Medical Allowance, Other departments expenditure within the health demand, Secretariat Social Service Expenditure (2251), and medical expenditure by Ministry of Defence, Labour & Employment, Railways, Science and Technology, Mines and Post.
- Data of UTs taken from Ministry of Home Affairs.
- Others indicated under MOHFW includes the expenditure on Major Heads of 2013, 2071, and 2251.
- Medical Expenditure by Ministry of Defence, Railways, Labour & Employment (Including RSBY), Science and Technology, Mines and Post.
- Grand Total excludes data relating to MH 3601 and MH 3602(Grants in Aid to State Governments & UTs)

Source:

- Demand for grants of Ministry of Health & Family Welfare & Other Central Ministries (2015-16), Government of India.
- Demand for grants of Departments of Health & Family Welfare & Other Departments (2015-16), State Governments.

Chart: 4.1 Percentage Distribution of Public Health Outlay on Revenue & Capital during 2015-16 (BE)

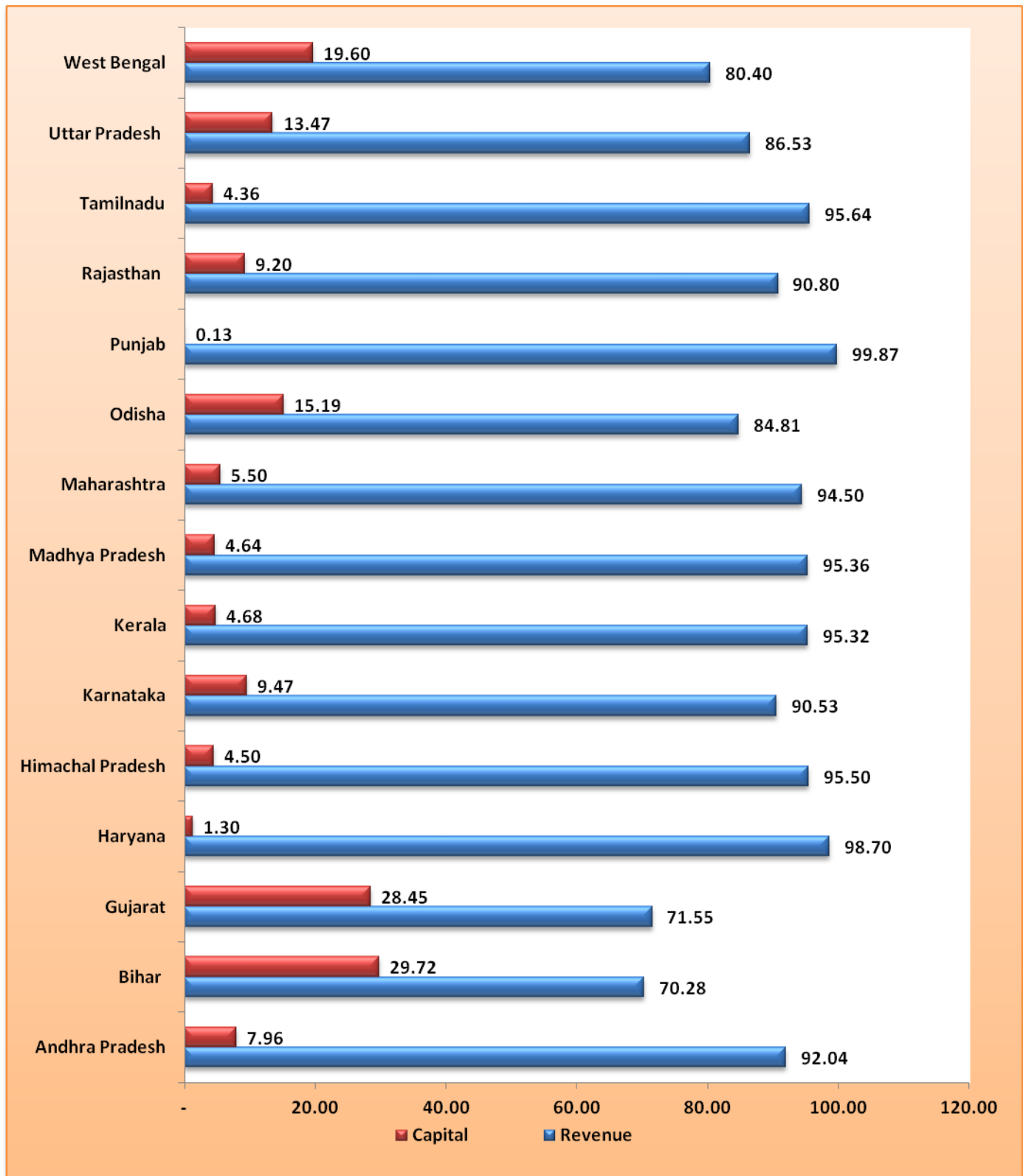


Table: 5 Medical & Public Health Expenditure 2013-14 (Actual) (Rs. in 000)							
	Andhra Pradesh	Arunachal Pradesh	Assam	Bihar	Chhattisgarh	Delhi	Goa
	1	2	3	4	5	6	7
A-Medical & Public Health							
Urban Health Services Allopathy (01)	26349133	342384	2039741	6730098	2858491	24173458	2276443
Urban Health Services Other System of Medicine (02)	934147	0	32616	2385456	772781	1019257	15963
Rural Health Services – Allopathy (03)	8757192	1963489	6759710	9695357	6517934	202383	865772
Rural Health Services -Other System of Medicine (04)	555112	97284	178588	136771	778558	2186	0
Medical Education Training & Research (05)	4916543	21719	4713638	2474647	1052034	1670650	705806
Public Health (06)	4777764	563542	1408206	734005	1606603	1485404	275206
General (80)	3402153	282445	97740	-27772	434979	582668	379857
Deduct Recoveries (911)	0	0	0	0	0	-3413	0
Total -A	49692044	3270863	15230239	22128562	14021380	29132593	4519047
B-Family Welfare							
Direction & Administration (001)	319586	65550	165979	204897	79368	30164	16949
Training (003)	154685	0	71545	89869	50363	6128	0
Research & Evaluation (004)	0	0	0	969	0	0	0
Rural Family Welfare Services (101)	4555841	48915	1396649	3253991	1377562	16500	89140
Urban Family Welfare Services (102)	159420	16435	27569	22315	25181	92445	0
Maternity & Child Health (103)	1252553	0	105797	35572	0	103589	0
Transport (104)	15675	0	15403	0	0	0	0
Compensation (105)	34739	0	0	0	1724	0	0
Mass Education (106)	0	0	0	0	0	0	0
Selected Area Programmes (108)	98487	0	0	0	0	0	0
Reproductive Child Health Programme (109)	0	0	0	0	0	0	0
Assistance to Public Sector and other Undertakings (190)	0	0	0	0	0	0	0
Asst Local bodies (196,198)	0	0	0	0	0	0	0
Other Services and Supplies (200)	899835	0	77599	0	0	0	0
Tribal Area (796), Special Component Plan for SC(789) & Scheduled Caste Component Plan (793)	2204688	0	0	0	0	0	0
International Cooperation (798)	0	0	0	0	0	0	0
Other Expenditure (800)	0	0	0	0	0	390000	0
Deduct Recoveries (911)	0	0	-5817	-260	0	0	-6
Total-B	9695509	130900	1854724	3607353	1534198	638826	106083
Total -A+B	59387553	3401763	17084963	25735915	15555578	29771419	4625130
Others	4340396	166410	24362	818548	259564	902144	6083
Grand Total	63727949	3568173	17109325	26554463	15815142	30673563	4631213

Table: 5 (Cont...) Medical & Public Health Expenditure 2013-14 (Actual) (Rs. in 000)							
	Gujarat	Haryana	Himachal Pradesh	Jammu & Kashmir	Jharkhand	Karnataka	Kerala
	8	9	10	11	12	13	14
A-Medical & Public Health							
Urban Health Services Allopathy (01)	18497127	5272707	2182553	1829880	2620174	8746528	9674314
Urban Health Services Other System of Medicine (02)	4970639	100549	978725	377972	1472733	129471	2904890
Rural Health Services – Allopathy (03)	10679934	4102733	3083269	3535960	4499455	5632746	6472690
Rural Health Services -Other System of Medicine (04)	541789	711985	904223	3390116	90408	150000	135988
Medical Education Training & Research (05)	4386553	4652196	2051279	3585676	1357784	10177329	8375486
Public Health (06)	5723546	1323459	195420	516658	608262	3413539	3103187
General (80)	60912	37287	0	0	0	12046625	2170283
Deduct Recoveries (911)	0	0	0	0	0	0	0
Total -A	44860500	16200916	9395469	13236262	10648816	40296238	32836838
B-Family Welfare							
Direction & Administration (001)	291826	161172	71155	41349	100629	40528	176031
Training (003)	148125	58211	23780	5736	28689	122421	33688
Research & Evaluation (004)	0	0	0	0	0	0	0
Rural Family Welfare Services (101)	2591715	799316	617077	131711	531323	0	3009983
Urban Family Welfare Services (102)	223972	29250	108548	0	16908	148037	0
Maternity & Child Health (103)	1728280	240263	0	0	106385	143235	0
Transport (104)	13995	0	0	2126	0	20940	15306
Compensation (105)	0	0	0	0	0	0	0
Mass Education (106)	10400	0	0	0	0	0	1749
Selected Area Programmes (108)	0	0	0	0	0	103843	0
Reproductive Child Health Programme (109)	0	0	0	0	0	0	0
Assistance to Public Sector and other Undertakings (190)	0	0	0	0	0	0	0
Asst Local bodies (196,198)	0	0	0	0	0	4459524	0
Other Services and Supplies (200)	186383	35536	0	0	0	0	298304
Tribal Area (796), Special Component Plan for SC(789) & Scheduled Caste Component Plan (793)	592754	0	91426	0	0	0	0
International Cooperation (798)	0	0	0	0	0	0	0
Other Expenditure (800)	186950	0	434643	0	0	0	12265
Deduct Recoveries (911)	0	0	0	0	0	-17	-5523
Total-B	5974400	1323748	1346629	180922	783934	5038511	3541803
Total -A+B	50834900	17524664	10742098	13417184	11432750	45334749	36378641
Others	547390	1424022	1005099	229917	59498	1227058	1997
Grand Total	51382290	18948686	11747197	13647101	11492248	46561807	36380638

Table: 5 (Cont...) Medical & Public Health Expenditure 2013-14 (Actual) (Rs. in 000)							
	Madhya Pradesh	Maharashtra	Manipur	Meghalaya	Mizoram	Nagaland	Odisha
	15	16	17	18	19	20	21
A-Medical & Public Health							
Urban Health Services Allopathy (01)	15897087	25147607	1342287	1454698	908737	1409623	6873000
Urban Health Services Other System of Medicine (02)	2418390	2442096	331620	572101	5188	1968	629223
Rural Health Services – Allopathy (03)	6749518	2670405	1099086	1136766	1093898	973461	6208639
Rural Health Services -Other System of Medicine (04)	12562	1393977	369462	40486	0	0	541320
Medical Education Training & Research (05)	2428481	6498170	577014	34576	14025	38753	2007197
Public Health (06)	2940202	29240460	176593	280186	238728	338598	1404909
General (80)	142777	107719	18545	654243	67777	0	89071
Deduct Recoveries (911)	0	0	0	0	0	0	0
Total -A	30589017	67500434	3914607	4173056	2328353	2762403	17753359
B-Family Welfare							
Direction & Administration (001)	24592	719517	72087	59234	34162	76602	57705
Training (003)	259574	137828	16330	18885	8787	0	42753
Research & Evaluation (004)	0	0	0	0	0	0	0
Rural Family Welfare Services (101)	0	4505216	98251	229400	241866	181966	989711
Urban Family Welfare Services (102)	237988	150599	2933	2327	8096	0	69609
Maternity & Child Health (103)	0	608514	0	12216	4204	0	0
Transport (104)	0	8240	0	1886	0	0	5027
Compensation (105)	0	8171	0	0	0	0	0
Mass Education (106)	21528	0	0	0	0	0	0
Selected Area Programmes (108)	0	0	0	0	0	0	0
Reproductive Child Health Programme (109)	0	0	0	0	0	0	0
Assistance to Public Sector and other Undertakings (190)	0	0	0	0	0	0	0
Asst Local bodies (196,198)	3363406	0	0	0	0	0	0
Other Services and Supplies (200)	0	49924	0	0	0	543	86878
Tribal Area (796), Special Component Plan for SC(789) & Scheduled Caste Component Plan (793)	0	1110	0	0	0	0	564870
International Cooperation (798)	0	0	0	0	0	0	0
Other Expenditure (800)	0	0	0	0	0	0	0
Deduct Recoveries (911)	0	0	0	0	0	0	-533
Total-B	3907088	6189119	189601	323948	297115	259111	1816020
Total -A+B	34496105	73689553	4104208	4497004	2625468	3021514	19569379
Others	411882	407657	17500	23663	853567	250	574395
Grand Total	34907987	74097210	4121708	4520667	3479035	3021764	20143774

Table: 5 (Cont...)	Medical & Public Health Expenditure 2013-14 (Actual)						(Rs. in 000)	
	Puducherry	Punjab	Rajasthan	Sikkim	Tamilnadu	Tripura	Uttar Pradesh	
	22	23	24	25	26	27	28	
A-Medical & Public Health								
Urban Health Services Allopathy (01)	2126517	9106323	13000975	1837549	21423204	1710637	18139024	
Urban Health Services Other System of Medicine (02)	66901	381391	2023618	6695	1081232	426902	2600046	
Rural Health Services – Allopathy (03)	319599	4600474	9717091	451394	5718108	1085005	26315139	
Rural Health Services - Other System of Medicine (04)	0	442101	3327216	0	646415	273	4621924	
Medical Education Training & Research (05)	670404	1851696	5538258	13492	6621552	245293	12440760	
Public Health (06)	214749	1288073	4421828	71938	4030363	283417	3690494	
General (80)	137967	278855	0	0	8972692	5939	83862	
Deduct Recoveries (911)	-1520	0	0	-622	0	0	-42	
Total -A	3534617	17948913	38028986	2380446	48493566	3757466	67891207	
B-Family Welfare								
Direction & Administration (001)	20706	247851	57163	63587	441661	45896	445446	
Training (003)	0	38837	173411	3989	27609	916	147793	
Research & Evaluation (004)	0	11913	0	0	0	0	0	
Rural Family Welfare Services (101)	37619	1239767	0	94206	3513831	204644	9175420	
Urban Family Welfare Services (102)	0	142999	160446	6206	739905	668	427175	
Maternity & Child Health (103)	0	0	0	0	5510167	78713	2495538	
Transport (104)	0	0	4716	0	223044	0	35033	
Compensation (105)	0	0	986630	0	223673	0	0	
Mass Education (106)	0	0	0	0	2229	0	0	
Selected Area Programmes (108)	0	0	0	0	0	0	0	
Reproductive Child Health Programme (109)	0	0	0	0	0	0	0	
Assistance to Public Sector and other Undertakings (190)	0	0	0	0	0	0	0	
Asst Local bodies (196,198)	0	0	252978	0	0	0	0	
Other Services and Supplies (200)	15983	61548	102179	0	111623	0	539285	
Tribal Area (796), Special Component Plan for SC(789) & Scheduled Caste Component Plan (793)	0	0	1148018	0	659576	0	1513600	
International Cooperation (798)	0	0	0	0	0	0	0	
Other Expenditure (800)	0	0	6601749	0	251899	0	10487553	
Deduct Recoveries (911)	0	0	0	0	-2478	0	0	
Total-B	74308	1742915	9487290	167988	11702739	330837	25266843	
Total -A+B	3608925	19691828	47516276	2548434	60196305	4088303	93158050	
Others	2457	1293019	439933	11329	1821679	2744	1724191	
Grand Total	3611382	20984847	47956209	2559763	62017984	4091047	94882241	

Table: 5 (Cont...) Medical & Public Health Expenditure 2013-14 (Actual) (Rs. in 000)			
	Uttarakhand	West Bengal	All States
	29	30	31
A-Medical & Public Health			
Urban Health Services Allopathy (01)	2074264	22258325	258302888
Urban Health Services Other System of Medicine (02)	1163919	989228	31235717
Rural Health Services –Allopathy (03)	3890764	11671635	156469606
Rural Health Services -Other System of Medicine (04)	90803	926829	20086376
Medical Education Training & Research (05)	1171912	4763215	95056138
Public Health (06)	1058743	2307754	77721836
General (80)	0	50562	30077186
Deduct Recoveries (911)	0	-68633	-74230
Total -A	9450405	42898915	668875517
B-Family Welfare			
Direction & Administration (001)	65094	140706	4337192
Training (003)	52180	55561	1777693
Research & Evaluation (004)	0	0	12882
Rural Family Welfare Services (101)	845485	5144770	44921875
Urban Family Welfare Services (102)	38469	59717	2917217
Maternity & Child Health (103)	0	393	12425419
Transport (104)	0	0	361391
Compensation (105)	0	0	1254937
Mass Education (106)	0	0	35906
Selected Area Programmes (108)	0	0	202330
Reproductive Child Health Programme (109)	0	0	0
Assistance to Public Sector and other Undertakings (190)	0	0	0
Asst Local bodies (196,198)	0	0	8075908
Other Services and Supplies (200)	0	7523	2473143
Tribal Area (796), Special Component Plan for SC(789) & Scheduled Caste Component Plan (793)	21059	185325	6982426
International Cooperation (798)	0	0	0
Other Expenditure (800)	0	0	18365059
Deduct Recoveries (911)	0	-3549	-18183
Total-B	1022287	5590446	104125195
Total -A+B	10472692	48489361	773000712
Others	262637	712200	19571591
Grand Total	10735329	49201561	792572303

Chart 5.1 Component wise breakup under Medical and Public Health 2013-14 (Actual)

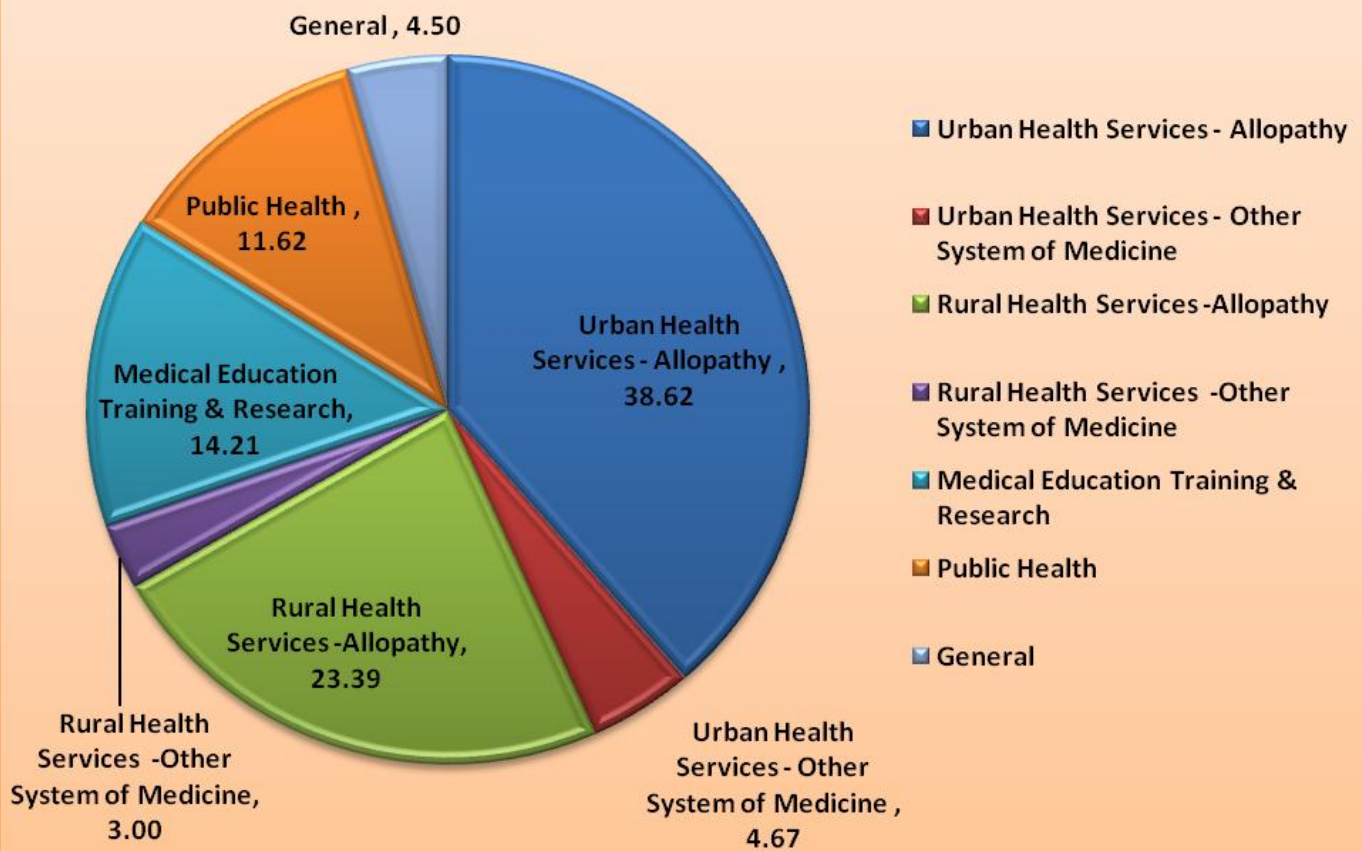


Chart 5.2 Component wise breakup under Family Welfare 2013-14 (Actual)

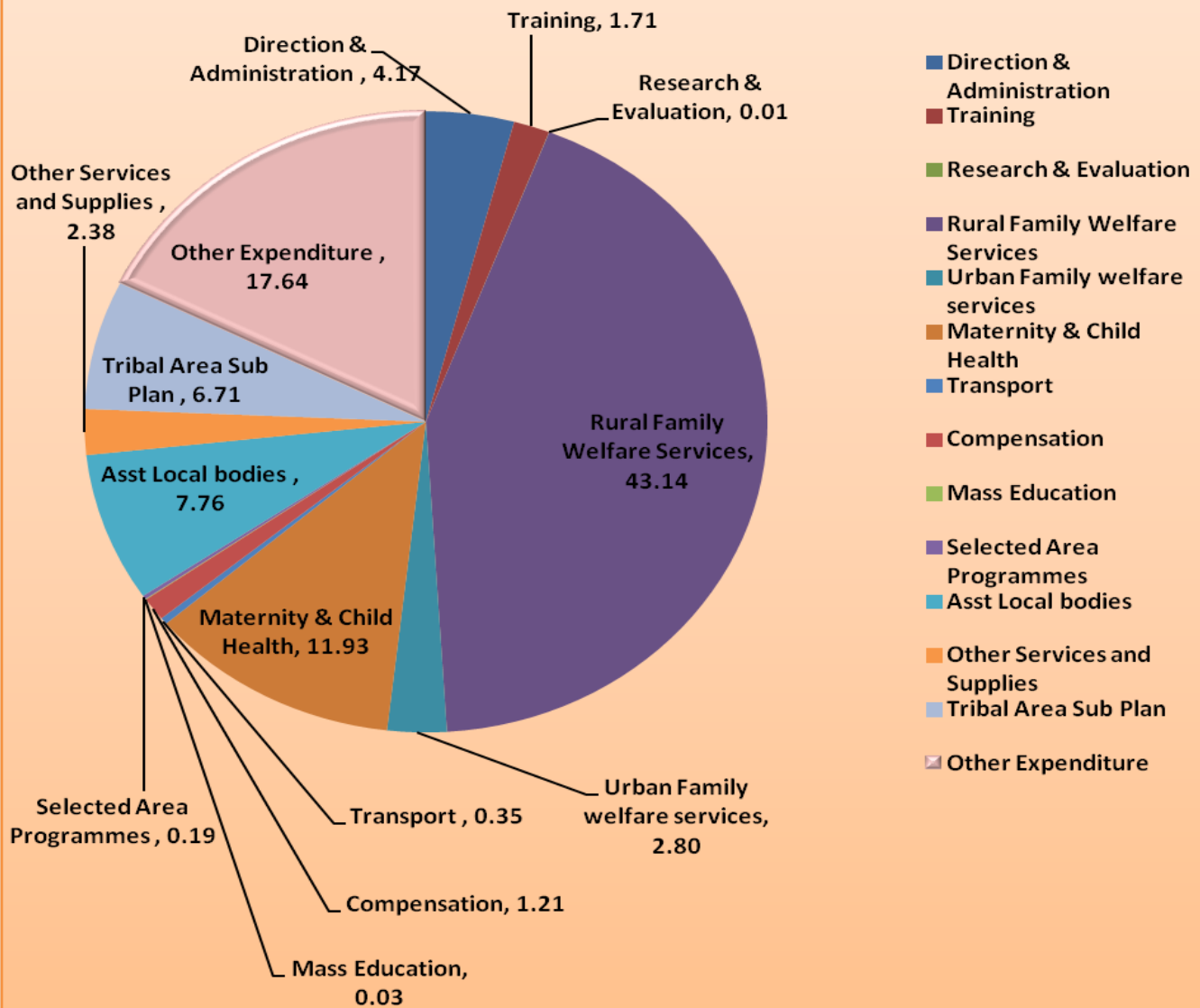


Table: 6	Medical & Public Health Outlay 2014-15 (RE)						(Rs. in 000)
	Andhra Pradesh	Arunachal Pradesh	Assam	Bihar	Chhattisgarh	Delhi	Goa
	1	2	3	4	5	6	7
A-Medical & Public Health							
Urban Health Services Allopathy (01)	17258887	2512822	3028283	11739446	6394259	33468071	2600904
Urban Health Services Other System of Medicine (02)	1126156	0	45484	16109480	1405118	1119300	67174
Rural Health Services – Allopathy (03)	6975231	2242714	17144979	15190890	14435990	310000	1187448
Rural Health Services -Other System of Medicine (04)	538676	136457	357587	192269	1148880	2000	1
Medical Education Training & Research (05)	3552335	163540	5142208	3965835	1573970	1938650	789681
Public Health (06)	4974250	712163	1938850	1074426	1754417	2465104	338699
General (80)	2470651	421858	402060	0	214100	904825	544597
Deduct Recoveries (911)	0	0	0	0	0	0	0
Total -A	36896186	6189554	28059451	48272346	26926734	40207950	5528504
B-Family Welfare							
Direction & Administration (001)	33290	63351	139010	413641	115100	53300	24774
Training (003)	0	0	83304	196762	90050	6700	0
Research & Evaluation (004)	0	0	0	2331	0	0	0
Rural Family Welfare Services (101)	177710	47801	1904183	3998989	1703930	50000	95226
Urban Family Welfare Services (102)	0	23020	39217	33841	41990	331700	0
Maternity & Child Health (103)	1216063	0	132601	48801	13000	48500	0
Transport (104)	5000	0	19830	0	0	0	0
Compensation (105)	10000	0	0	0	13000	0	0
Mass Education (106)	0	0	0	0	0	0	0
Selected Area Programmes (108)	15600	0	0	0	0	0	0
Reproductive Child Health Programme (109)	0	0	0	0	0	0	0
Assistance to Public Sector and other Undertakings (190)	0	0	0	0	0	0	0
Asst Local bodies (196,198)	0	0	0	0	0	0	0
Other Services and Supplies (200)	4261773	0	101300	0	10000	0	0
Tribal Area (796), Special Component Plan for SC(789) & Scheduled Caste Component Plan (793)	981571	0	0	0	0	0	0
International Cooperation (798)	0	0	0	0	0	0	0
Other Expenditure (800)	0	257955	0	0	1500	741500	0
Deduct Recoveries (911)	0	0	0	0	0	0	0
Total-B	6701007	392127	2419445	4694365	1988570	1231700	120000
Total -A+B	43597193	6581681	30478896	52966711	28915304	41439650	5648504
Others	2057080	128385	5777167	1147862	409542	1117275	11985
Grand Total	45654273	6710066	36256063	54114573	29324846	42556925	5660489

Table: 6 (Cont...)	Medical & Public Health Outlay 2014-15 (RE)						(Rs. in 000)	
	Gujarat	Haryana	Himachal Pradesh	Jammu & Kashmir	Jharkhand	Karnataka	Kerala	
	8	9	10	11	12	13	14	
A-Medical & Public Health								
Urban Health Services Allopathy (01)	22732987	8033100	2706381	8533482	14233238	12037415	10849944	
Urban Health Services Other System of Medicine (02)	6618223	123117	1132792	454185	2462101	170336	4637253	
Rural Health Services – Allopathy (03)	12969944	8284000	4176817	3973445	3463840	17283700	8471782	
Rural Health Services -Other System of Medicine (04)	670558	938841	994844	4061387	108215	170000	199060	
Medical Education Training & Research (05)	5058385	5748600	2210476	5160482	2131310	10797781	9271675	
Public Health (06)	15156741	1712410	316731	662507	771185	5241462	8713770	
General (80)	73962	48080	0	0	0	11144773	2772898	
Deduct Recoveries (911)	0	0	0	0	0	0	0	
Total -A	63280800	24888148	11538041	22845488	23169889	56845467	44916382	
B-Family Welfare								
Direction & Administration (001)	303445	190004	89219	62189	175402	106876	346400	
Training (003)	199494	74682	32092	9289	65003	208200	95500	
Research & Evaluation (004)	0	0	0	0	0	0	4541705	
Rural Family Welfare Services (101)	2699783	953095	736807	193112	999993	0	70	
Urban Family Welfare Services (102)	838915	35370	132584	0	30002	193861	0	
Maternity & Child Health (103)	2364781	294716	0	0	110763	257705	0	
Transport (104)	16945	0	0	2500	0	39668	65500	
Compensation (105)	0	0	0	0	0	0	0	
Mass Education (106)	140385	0	0	0	0	0	2800	
Selected Area Programmes (108)	0	0	0	0	0	129919	0	
Reproductive Child Health Programme (109)	0	0	0	0	0	0	2300	
Assistance to Public Sector and other Undertakings (190)	0	0	0	0	0	0	0	
Asst Local bodies (196,198)	0	0	0	0	0	4942783	0	
Other Services and Supplies (200)	284926	25687	0	0	0	40000	356423	
Tribal Area (796), Special Component Plan for SC(789) & Scheduled Caste Component Plan (793)	893974	0	165253	0	0	0	0	
International Cooperation (798)	0	0	0	0	0	0	0	
Other Expenditure (800)	129052	0	1834343	0	0	0	39800	
Deduct Recoveries (911)	0	0	0	0	0	0	0	
Total-B	7871700	1573554	2990298	267090	1381163	5919012	5450498	
Total -A+B	71152500	26461702	14528339	23112578	24551052	62764479	50366880	
Others	159740	1885087	1087618	324256	172395	1391084	450650	
Grand Total	71312240	28346789	15615957	23436834	24723447	64155563	50817530	

Table: 6 (Cont...) Medical & Public Health Outlay 2014-15 (RE) (Rs. in 000)							
	Madhya Pradesh	Maharashtra	Manipur	Meghalaya	Mizoram	Nagaland	Odisha
	15	16	17	18	19	20	21
A-Medical & Public Health							
Urban Health Services Allopathy (01)	28860126	29874138	1796372	1758815	2242419	1662296	9014285
Urban Health Services Other System of Medicine (02)	2901060	3012632	271578	463028	24883	9607	2048462
Rural Health Services – Allopathy (03)	9586842	4163792	2221653	1010040	1135134	1030884	16489806
Rural Health Services -Other System of Medicine (04)	49390	908031	471657	33500	0	0	614001
Medical Education Training & Research (05)	3102859	7628593	795998	52832	16425	35085	2827956
Public Health (06)	5155945	56558670	437387	308469	673592	1907268	3298042
General (80)	517120	266389	22187	2028357	74263	50000	414591
Deduct Recoveries (911)	0	0	0	0	0	0	0
Total -A	50173342	102412245	6016832	5655041	4166716	4695140	34707143
B-Family Welfare							
Direction & Administration (001)	30000	812217	75663	73885	33582	262205	88411
Training (003)	281275	188714	14528	29371	12520	0	80579
Research & Evaluation (004)	0	0	0	0	0	0	0
Rural Family Welfare Services (101)	0	4862118	116541	218575	241364	9104	1453217
Urban Family Welfare Services (102)	273700	196476	3944	4608	5264	0	92629
Maternity & Child Health (103)	0	711841	0	14150	5615	11442	0
Transport (104)	0	8309	0	2865	0	0	7030
Compensation (105)	0	7876	0	641	0	0	0
Mass Education (106)	0	0	0	0	0	0	0
Selected Area Programmes (108)	0	0	0	0	0	0	0
Reproductive Child Health Programme (109)	0	0	0	0	78500	0	0
Assistance to Public Sector and other Undertakings (190)	0	0	0	0	0	0	0
Asst Local bodies (196,198)	3751500	0	0	0	0	0	0
Other Services and Supplies (200)	0	52600	0	5000	0	0	150000
Tribal Area (796), Special Component Plan for SC(789) & Scheduled Caste Component Plan (793)	0	1410	0	0	0	0	892609
International Cooperation (798)	0	0	0	0	0	0	0
Other Expenditure (800)	0	0	0	5000	0	0	0
Deduct Recoveries (911)	0	0	0	0	0	0	0
Total-B	4336475	6841561	210676	354095	376845	282751	2764475
Total -A+B	54509817	109253806	6227508	6009136	4543561	4977891	37471618
Others	525642	474729	17500	443149	817645	550	844361
Grand Total	55035459	109728535	6245008	6452285	5361206	4978441	38315979

Table: 6 (Cont...)	Medical & Public Health Outlay 2014-15 (RE)						(Rs. in 000)
	Puducherry	Punjab	Rajasthan	Sikkim	Tamilnadu	Tripura	Uttar Pradesh
	22	23	24	25	26	27	28
A-Medical & Public Health							
Urban Health Services Allopathy (01)	2482581	13266476	16392148	1657011	27096910	2449206	23062678
Urban Health Services Other System of Medicine (02)	115999	525391	4037828	56253	1295823	518879	4628935
Rural Health Services – Allopathy (03)	398389	4836949	11876728	530671	6700142	1255971	35565214
Rural Health Services -Other System of Medicine (04)	0	489609	4233856	38723	733075	108056	5450003
Medical Education Training & Research (05)	781224	2310952	7254520	17271	7920319	291469	12274106
Public Health (06)	264362	2074166	6269614	1125151	4147543	321061	5851113
General (80)	312795	764024	1	0	10190430	127430	142688
Deduct Recoveries (911)	0	0	0	0	0	0	0
Total -A	4355350	24267567	50064695	3425080	58084242	5072072	86974737
B-Family Welfare							
Direction & Administration (001)	17302	163699	245615	60462	489767	1915700	523591
Training (003)	0	42070	417470	4310	24742	1200	230527
Research & Evaluation (004)	0	13512	0	0	0	0	0
Rural Family Welfare Services (101)	53312	1245160	0	98145	3921470	6000	9618523
Urban Family Welfare Services (102)	0	117005	413627	8483	755658	0	527308
Maternity & Child Health (103)	0	0	0	0	11171619	1530121	13145834
Transport (104)	0	0	8001	0	252486	0	39375
Compensation (105)	0	0	1178460	0	247113	0	0
Mass Education (106)	0	0	2	0	5798	0	0
Selected Area Programmes (108)	0	0	0	0	0	0	0
Reproductive Child Health Programme (109)	0	0	0	0	0	0	0
Assistance to Public Sector and other Undertakings (190)	0	0	0	0	0	0	0
Asst Local bodies (196,198)	0	0	615136	0	0	0	0
Other Services and Supplies (200)	16128	72055	220000	0	107788	0	709633
Tribal Area (796), Special Component Plan for SC(789) & Scheduled Caste Component Plan (793)	0	539645	9807037	0	2913826	0	8400000
International Cooperation (798)	0	0	0	0	0	0	0
Other Expenditure (800)	0	0	29650005	0	1535	0	20146999
Deduct Recoveries (911)	0	0	0	0	0	0	0
Total-B	86742	2193146	42555353	171400	19891802	3453021	53341790
Total -A+B	4442092	26460713	92620048	3596480	77976044	8525093	140316527
Others	2479	2266607	485492	11309	2035125	3350	1269026
Grand Total	4444571	28727320	93105540	3607789	80011169	8528443	141585553

Table: 6 (Cont...)	Medical & Public Health Outlay 2014-15 (RE)		(Rs. in 000)
	Uttarakhand	West Bengal	All States
	29	30	31
A-Medical & Public Health			
Urban Health Services Allopathy (01)	2800495	26787898	347333073
Urban Health Services Other System of Medicine (02)	1476947	706964	57564988
Rural Health Services –Allopathy (03)	8688589	19567308	241168892
Rural Health Services -Other System of Medicine (04)	110909	1079555	23839140
Medical Education Training & Research (05)	2153413	5039699	110007649
Public Health (06)	1744662	2876367	138846127
General (80)	0	60020	33968099
Deduct Recoveries (911)	0	-63024	-63024
Total -A	16975015	56054787	952664944
B-Family Welfare			
Direction & Administration (001)	86060	3071795	10065955
Training (003)	30731	46	2419159
Research & Evaluation (004)	0	0	4557548
Rural Family Welfare Services (101)	1072043	1432205	37908476
Urban Family Welfare Services (102)	52677	0	4151879
Maternity & Child Health (103)	0	415	31077967
Transport (104)	0	0	467509
Compensation (105)	0	136	1457226
Mass Education (106)	0	0	148985
Selected Area Programmes (108)	0	0	145519
Reproductive Child Health Programme (109)	0	0	80800
Assistance to Public Sector and other Undertakings (190)	0	0	0
Asst Local bodies (196,198)	0	0	9309419
Other Services and Supplies (200)	0	1910	6415223
Tribal Area (796), Special Component Plan for SC(789) & Scheduled Caste Component Plan (793)	24235	37200	24656760
International Cooperation (798)	0	0	0
Other Expenditure (800)	0	0	52807689
Deduct Recoveries (911)	0	-2869	-2869
Total-B	1265746	4540838	185667245
Total -A+B	18240761	60595625	1138332189
Others	284496	806394	26407980
Grand Total	18525257	61402019	1164740169

Chart 6.1 Component wise breakup under Medical and Public Health 2014-15 (RE)

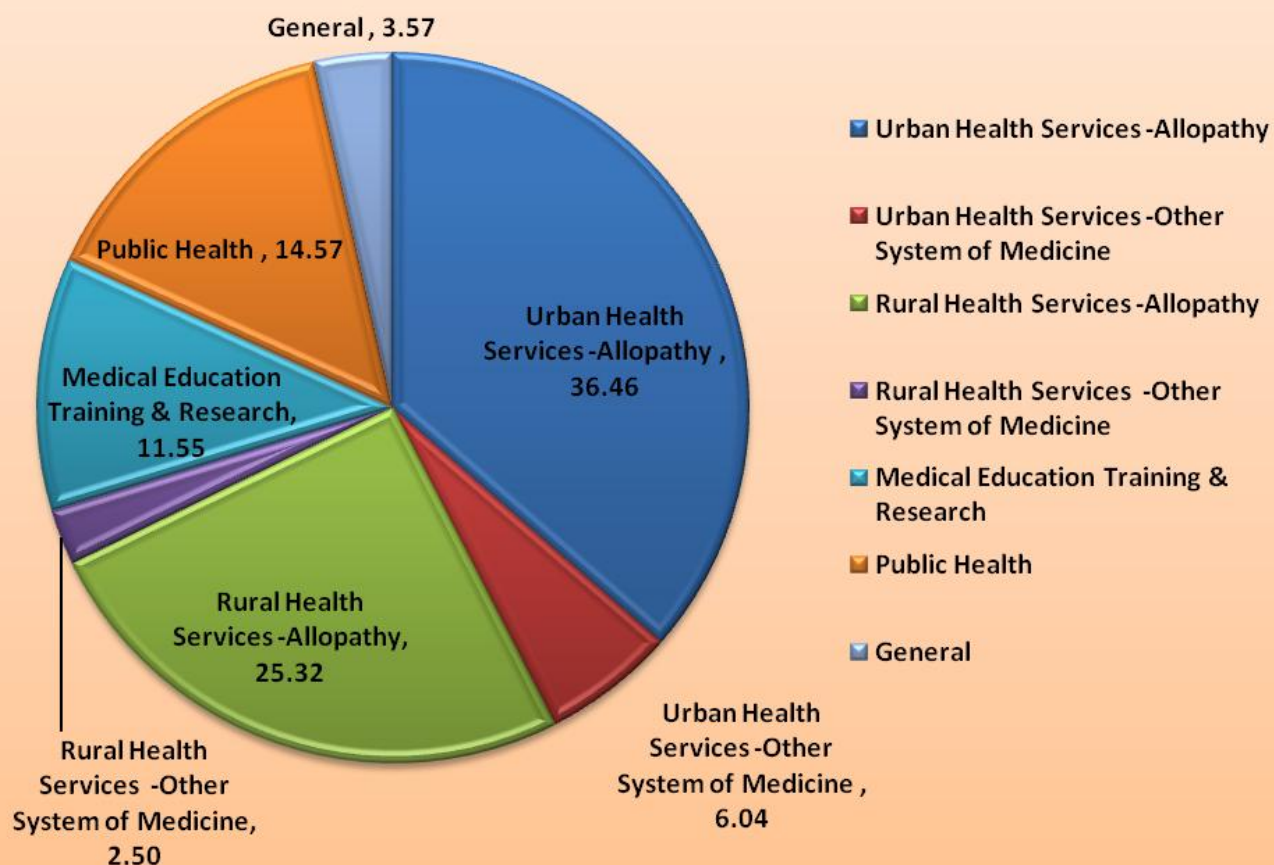


Chart 6.2 Component wise breakup under Family Welfare 2014-15 (RE)

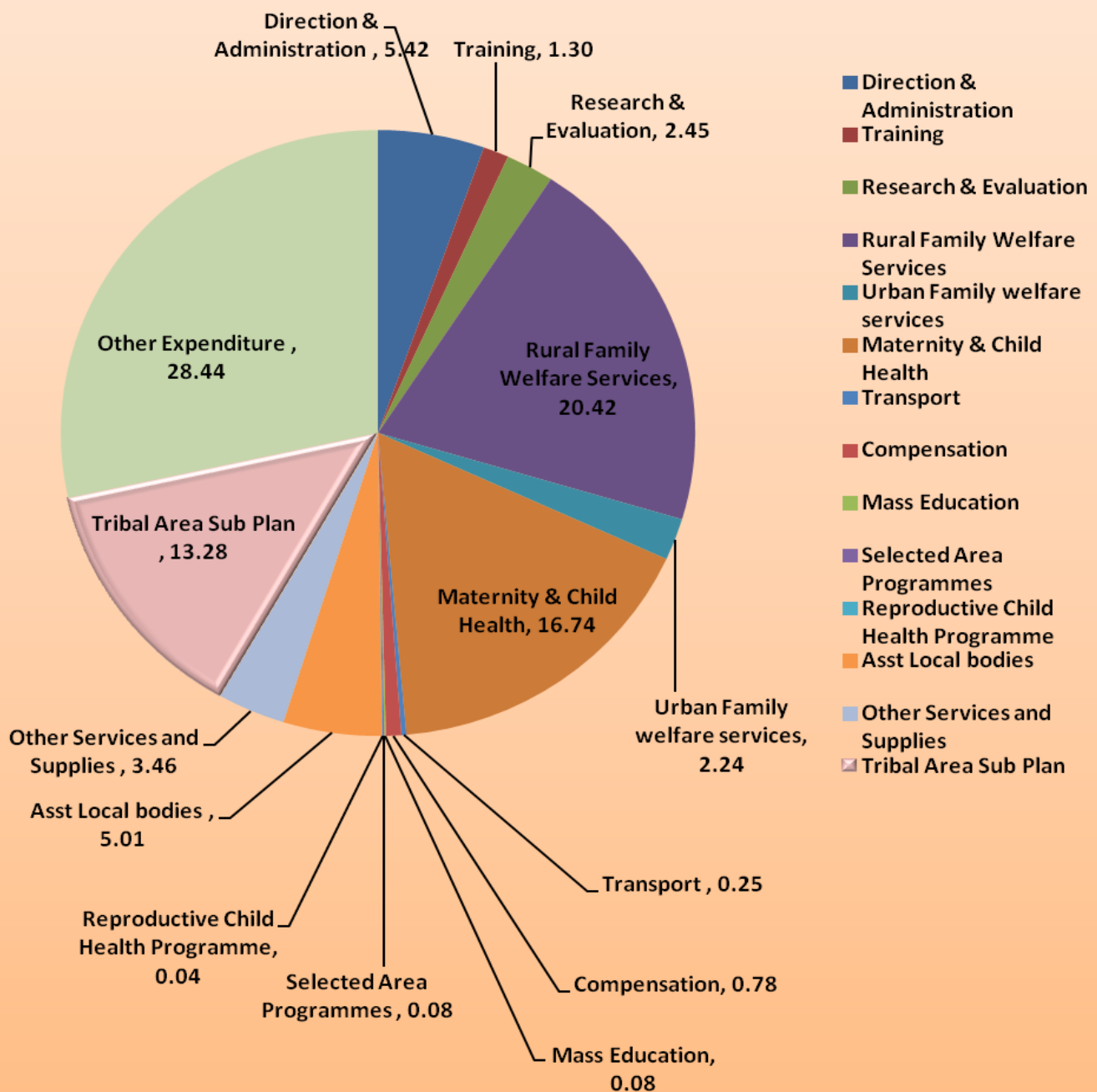


Table: 7	Medical & Public Health Outlay 2015-16 (BE)						(Rs. in 000)
	Andhra Pradesh	Arunachal Pradesh	Assam	Bihar	Chhattisgarh	Delhi	Goa
	1	2	3	4	5	6	7
A-Medical & Public Health							
Urban Health Services Allopathy (01)	24012363	2998373	3531881	16521055	6575260	35240460	3474035
Urban Health Services Other System of Medicine (02)	887483	0	63355	6568112	965260	1170620	65191
Rural Health Services – Allopathy (03)	9275767	2435025	17478313	16312545	17093430	321000	1425118
Rural Health Services -Other System of Medicine (04)	580117	117754	358938	288173	1260450	2000	1
Medical Education Training & Research (05)	3613467	38938	5322301	4514365	1986450	2997300	983161
Public Health (06)	2967299	640924	1878031	1137635	2187987	2920450	720369
General (80)	2430383	161400	278903	0	214300	1611070	567320
Deduct Recoveries (911)	0	0	0	0	0	0	0
Total -A	43766879	6392414	28911722	45341885	30283137	44262900	7235195
B-Family Welfare							
Direction & Administration (001)	14130	16770	124813	280000	132220	60000	30874
Training (003)	0	0	62620	90000	98250	8000	0
Research & Evaluation (004)	0	0	0	1700	0	0	0
Rural Family Welfare Services (101)	177710	12497	1177786	3694565	1769840	20000	119126
Urban Family Welfare Services (102)	0	4200	22629	27000	43610	92700	0
Maternity & Child Health (103)	492610	0	155678	52277	13000	50000	0
Transport (104)	2500	0	20000	0	0	0	0
Compensation (105)	10000	0	0	0	15740	0	0
Mass Education (106)	0	0	0	0	0	0	0
Selected Area Programmes (108)	17314	0	0	0	0	0	0
Reproductive Child Health Programme (109)	0	0	0	0	0	0	0
Assistance to Public Sector and other Undertakings (190)	0	0	0	0	0	0	0
Asst Local bodies (196,198)	0	0	0	0	0	0	0
Other Services and Supplies (200)	11625347	0	101300	0	10000	0	0
Tribal Area (796), Special Component Plan for SC(789) & Scheduled Caste Component Plan (793)	2173000	0	0	0	0	0	0
International Cooperation (798)	0	0	0	0	0	0	0
Other Expenditure (800)	0	125822	0	0	1500	750000	0
Deduct Recoveries (911)	0	0	0	0	0	0	0
Total-B	14512611	159289	1664826	4145542	2084160	980700	150000
Total -A+B	58279490	6551703	30576548	49487427	32367297	45243600	7385195
Others	1937211	13743	4937165	1104853	450059	1140128	11090
Grand Total	60216701	6565446	35513713	50592280	32817356	46383728	7396285

Table: 7 (Cont...)	Medical & Public Health Outlay 2015-16 (BE)						(Rs. in 000)	
	Gujarat	Haryana	Himachal Pradesh	Jammu & Kashmir	Jharkhand	Karnataka	Kerala	
	8	9	10	11	12	13	14	
A-Medical & Public Health								
Urban Health Services Allopathy (01)	28612998	9498790	3189840	9744298	16823610	13407400	13787564	
Urban Health Services Other System of Medicine (02)	5405290	154928	1186506	489648	3353413	143400	5265121	
Rural Health Services – Allopathy (03)	13461202	8803981	4149182	4565474	3771497	14524900	8242714	
Rural Health Services -Other System of Medicine (04)	659449	1191710	1145366	4865765	121036	211000	186648	
Medical Education Training & Research (05)	5649572	6585515	2360137	5756907	2659506	10389300	10129426	
Public Health (06)	15382259	2171514	471245	752894	1231780	5221000	9439663	
General (80)	290930	72810	0	0	0	10775700	3085501	
Deduct Recoveries (911)	0	0	0	0	0	0	0	
Total -A	69461700	28479248	12502276	26174986	27960842	54672700	50136637	
B-Family Welfare								
Direction & Administration (001)	325260	240565	97091	72620	192400	101200	346400	
Training (003)	228603	87774	34985	10606	71500	209200	95500	
Research & Evaluation (004)	0	0	0	0	0	0	4786278	
Rural Family Welfare Services (101)	2928943	1165050	801627	230724	1000000	0	0	
Urban Family Welfare Services (102)	1169040	37675	144174	0	36000	211100	0	
Maternity & Child Health (103)	2273152	240263	0	0	63411	948600	0	
Transport (104)	16542	0	0	2500	0	25000	65500	
Compensation (105)	0	0	0	0	0	0	0	
Mass Education (106)	10000	0	0	0	0	0	2800	
Selected Area Programmes (108)	0	0	0	0	0	159100	0	
Reproductive Child Health Programme (109)	0	0	0	0	0	0	2300	
Assistance to Public Sector and other Undertakings (190)	0	0	0	0	0	0	0	
Asst Local bodies (196,198)	0	0	0	0	0	5254500	0	
Other Services and Supplies (200)	299760	35536	0	0	0	0	452998	
Tribal Area (796), Special Component Plan for SC(789) & Scheduled Caste Component Plan (793)	934763	0	160139	0	0	0	0	
International Cooperation (798)	0	0	0	0	0	0	0	
Other Expenditure (800)	119037	0	3210871	0	0	0	39800	
Deduct Recoveries (911)	0	0	0	0	0	0	0	
Total-B	8305100	1806863	4448887	316450	1363311	6908700	5791576	
Total -A+B	77766800	30286111	16951163	26491436	29324153	61581400	55928213	
Others	679123	2234476	811875	311375	88221	1632200	500160	
Grand Total	78445923	32520587	17763038	26802811	29412374	63213600	56428373	

Table: 7 (Cont...) Medical & Public Health Outlay 2015-16 (BE) (Rs. in 000)							
	Madhya Pradesh	Maharashtra	Manipur	Meghalaya	Mizoram	Nagaland	Odisha
	15	16	17	18	19	20	21
A-Medical & Public Health							
Urban Health Services Allopathy (01)	31993028	26333068	644912	1698680	1001201	1803282	8191462
Urban Health Services Other System of Medicine (02)	4035311	3239414	31983	560170	26178	9575	2414747
Rural Health Services – Allopathy (03)	10210857	3246498	2316941	1046312	892487	1132001	19536395
Rural Health Services -Other System of Medicine (04)	63230	794000	509721	33400	0	33400	636032
Medical Education Training & Research (05)	3182394	7803513	786555	55666	11774	34590	3135092
Public Health (06)	5496828	57924748	345264	331830	1793998	1881839	3563373
General (80)	897852	327955	23244	2029442	61101	0	137212
Deduct Recoveries (911)	0	0	0	0	0	0	0
Total -A	55879500	99669196	4658620	5755500	3786739	4894687	37614313
B-Family Welfare							
Direction & Administration (001)	33000	23	75663	5000	27207	238700	8551
Training (003)	330000	28	14528	0	8643	0	0
Research & Evaluation (004)	0	0	0	0	0	0	0
Rural Family Welfare Services (101)	0	2	116541	50055	219381	9104	217145
Urban Family Welfare Services (102)	270000	7	3944	0	13566	0	71528
Maternity & Child Health (103)	0	727466	0	14630	6450	11442	0
Transport (104)	0	10849	0	3015	0	0	6746
Compensation (105)	0	7350	0	0	0	0	0
Mass Education (106)	0	0	0	0	0	0	0
Selected Area Programmes (108)	0	0	0	0	0	0	0
Reproductive Child Health Programme (109)	0	0	0	0	0	0	0
Assistance to Public Sector and other Undertakings (190)	0	0	0	0	0	0	0
Asst Local bodies (196,198)	3800000	0	0	0	0	0	0
Other Services and Supplies (200)	0	2	0	0	0	0	150000
Tribal Area (796), Special Component Plan for SC(789) & Scheduled Caste Component Plan (793)	0	1110	0	0	0	0	1200
International Cooperation (798)	0	0	0	0	0	0	0
Other Expenditure (800)	0	0	0	0	0	0	0
Deduct Recoveries (911)	0	0	0	0	0	0	0
Total-B	4433000	746837	210676	72700	275247	259246	455170
Total -A+B	60312500	100416033	4869296	5828200	4061986	5153933	38069483
Others	601495	488207	0	500088	807112	0	896486
Grand Total	60913995	100904240	4869296	6328288	4869098	5153933	38965969

Table: 7 (Cont...)							
Medical & Public Health Outlay 2015-16 (BE)							
(Rs. in 000)							
	Puducherry	Punjab	Rajasthan	Sikkim	Tamilnadu	Tripura	Uttar Pradesh
	22	23	24	25	26	27	28
A-Medical & Public Health							
Urban Health Services Allopathy (01)	3025250	15636338	16912645	2118577	25708859	3179538	26946194
Urban Health Services Other System of Medicine (02)	272100	704541	5127311	119787	1318720	582330	5196819
Rural Health Services – Allopathy (03)	460413	5642689	18409495	390337	8468587	1272750	40343507
Rural Health Services - Other System of Medicine (04)	0	510948	4567525	67000	741630	130780	6617033
Medical Education Training & Research (05)	1037807	2622099	10122666	13869	8998391	312679	14969447
Public Health (06)	303982	2155100	10110966	477215	4569045	385730	7065144
General (80)	544538	1567028	1	0	9810697	71380	164920
Deduct Recoveries (911)	0	0	0	0	0	0	0
Total -A	5644090	28838743	65250609	3186785	59615929	5935187	101303064
B-Family Welfare							
Direction & Administration (001)	15000	155665	155409	91596	524277	2090000	626574
Training (003)	0	15300	476608	4955	26235	1200	271783
Research & Evaluation (004)	0	0	0	0	0	0	0
Rural Family Welfare Services (101)	54464	685860	0	122187	4219582	0	11745362
Urban Family Welfare Services (102)	0	65730	434182	12786	758248	0	587775
Maternity & Child Health (103)	0	0	0	0	10457700	0	3556790
Transport (104)	0	0	8621	0	269159	0	39375
Compensation (105)	0	0	1294677	0	248100	0	0
Mass Education (106)	0	0	2	0	2522	0	0
Selected Area Programmes (108)	0	0	0	0	0	0	0
Reproductive Child Health Programme (109)	0	0	0	0	0	0	0
Assistance to Public Sector and other Undertakings (190)	0	0	0	0	0	0	0
Asst Local bodies (196,198)	0	0	616541	0	0	0	0
Other Services and Supplies (200)	24546	76055	280000	0	113600	0	857351
Tribal Area (796), Special Component Plan for SC(789) & Scheduled Caste Component Plan (793)	0	242158	13313643	0	3385832	0	8820000
International Cooperation (798)	0	0	0	0	0	0	0
Other Expenditure (800)	0	0	38065180	0	3200	0	31783500
Deduct Recoveries (911)	0	0	0	0	0	0	0
Total-B	94010	1240768	54644863	231524	20008455	2091200	58288510
Total -A+B	5738100	30079511	119895472	3418309	79624384	8026387	159591574
Others	2617	2060711	434366	11309	2003134	3350	1385039
Grand Total	5740717	32140222	120329838	3429618	81627518	8029737	160976613

Table: 7 (Cont...)	Medical & Public Health Outlay 2015-16 (BE)		(Rs. in 000)
	Uttarakhand	West Bengal	All States
	29	30	31
A-Medical & Public Health			
Urban Health Services Allopathy (01)	3423316	30635310	386669587
Urban Health Services Other System of Medicine (02)	1595231	2956608	53909152
Rural Health Services –Allopathy (03)	6614061	13849550	255693028
Rural Health Services -Other System of Medicine (04)	126093	1068636	26887835
Medical Education Training & Research (05)	2546350	5208940	123828177
Public Health (06)	1745802	3440625	148714539
General (80)	0	61089	35184776
Deduct Recoveries (911)	0	-63024	-63024
Total -A	16050853	57157734	1030824070
B-Family Welfare			
Direction & Administration (001)	101423	3919691	10102122
Training (003)	33623	49	2179990
Research & Evaluation (004)	0	0	4787978
Rural Family Welfare Services (101)	1257396	1523117	33318064
Urban Family Welfare Services (102)	59826	0	4065720
Maternity & Child Health (103)	0	442	19063911
Transport (104)	0	0	469807
Compensation (105)	0	148	1576015
Mass Education (106)	0	0	15324
Selected Area Programmes (108)	0	0	176414
Reproductive Child Health Programme (109)	0	0	2300
Assistance to Public Sector and other Undertakings (190)	0	0	0
Asst Local bodies (196,198)	0	0	9671041
Other Services and Supplies (200)	0	2162	14028657
Tribal Area (796), Special Component Plan for SC(789) & Scheduled Caste Component Plan (793)	42795	38000	29112640
International Cooperation (798)	0	0	0
Other Expenditure (800)	0	0	74098910
Deduct Recoveries (911)	0	-2869	-2869
Total-B	1495063	5480740	202666024
Total -A+B	17545916	62638474	1233490094
Others	275487	825005	26146085
Grand Total	17821403	63463479	1259636179

Chart 7.1 Component wise breakup under Medical and Public Health 2015-16 (BE)

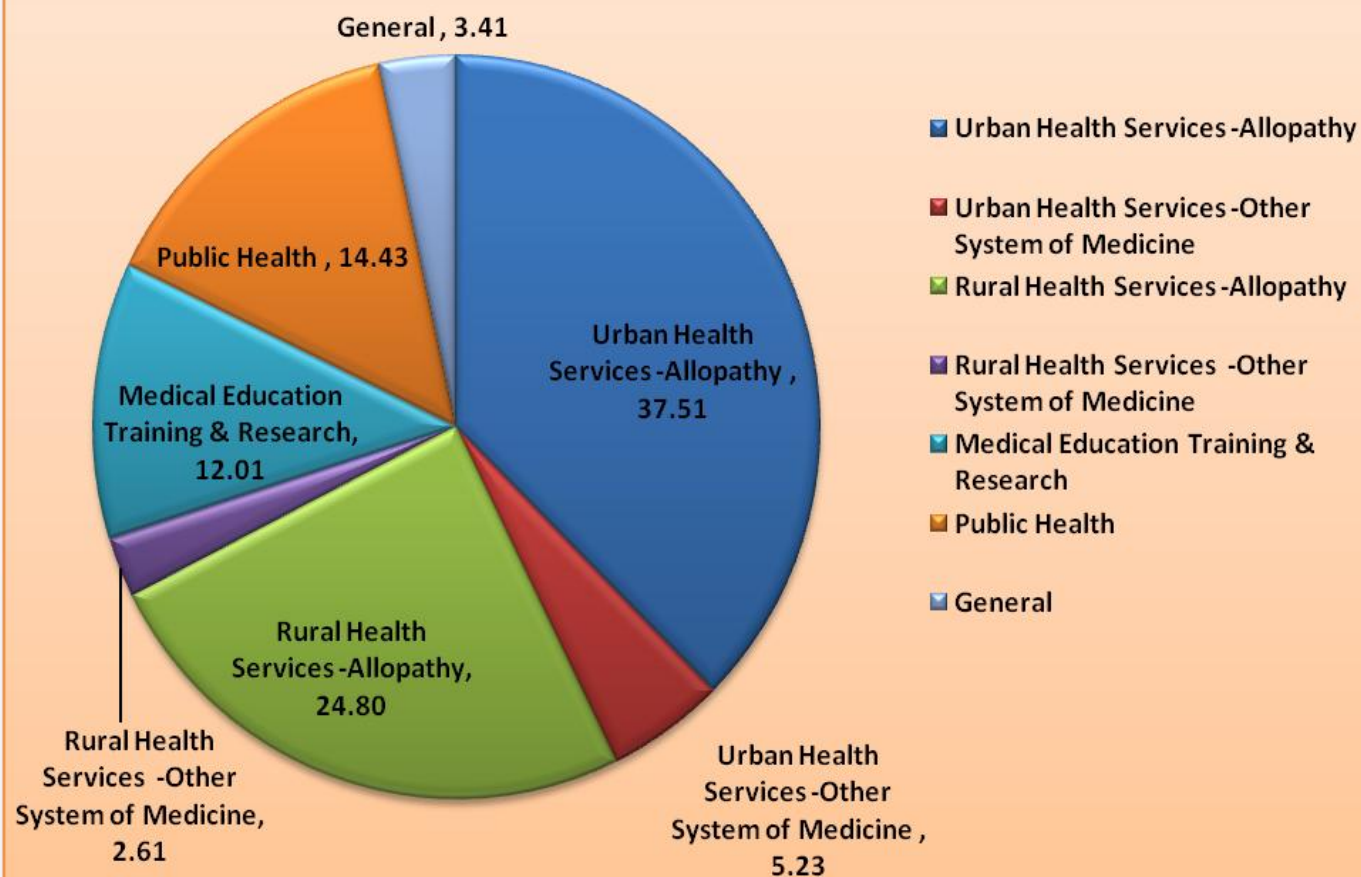


Chart 7.2 Component wise breakup under Family Welfare 2015-16 (BE)

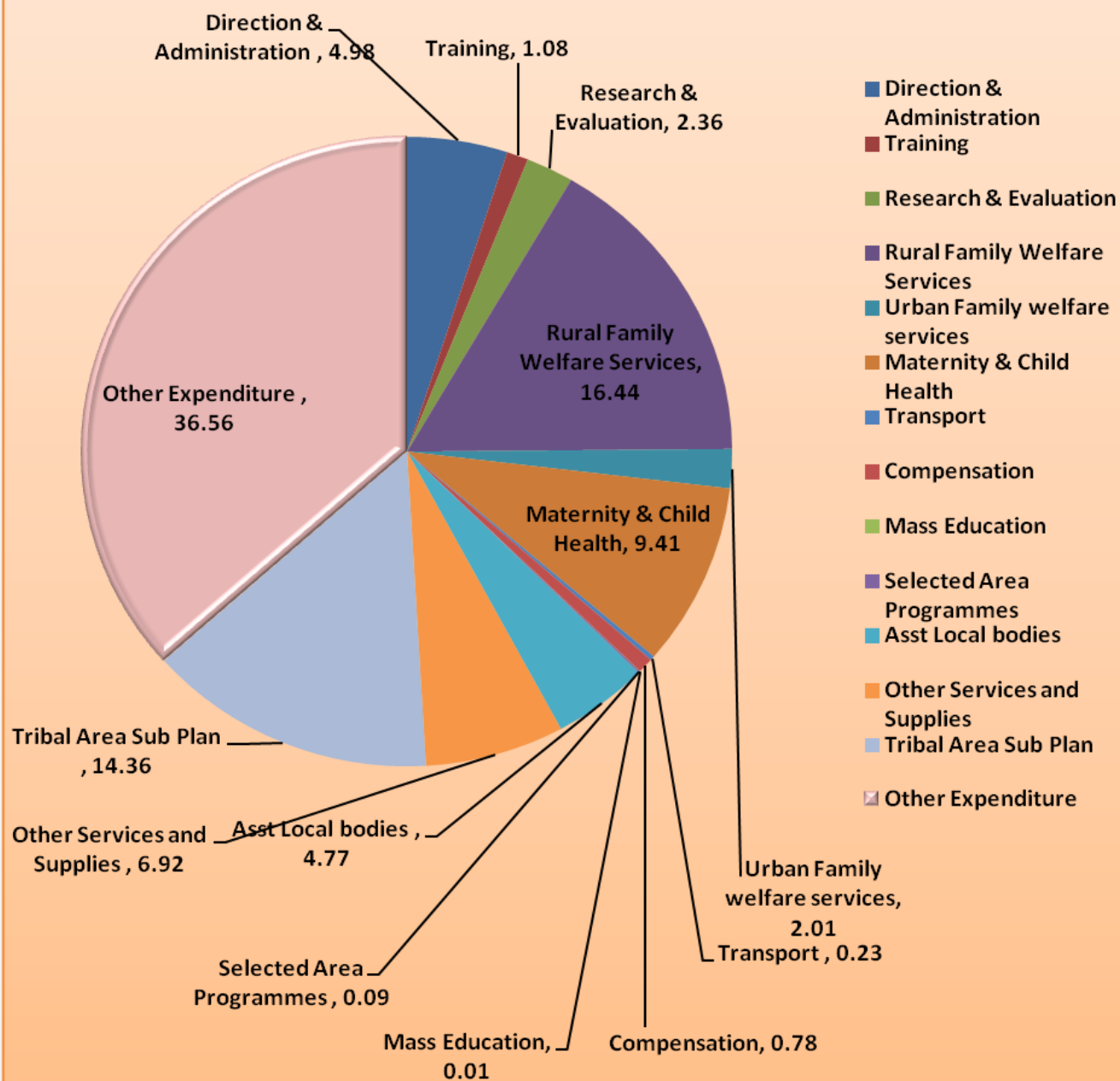
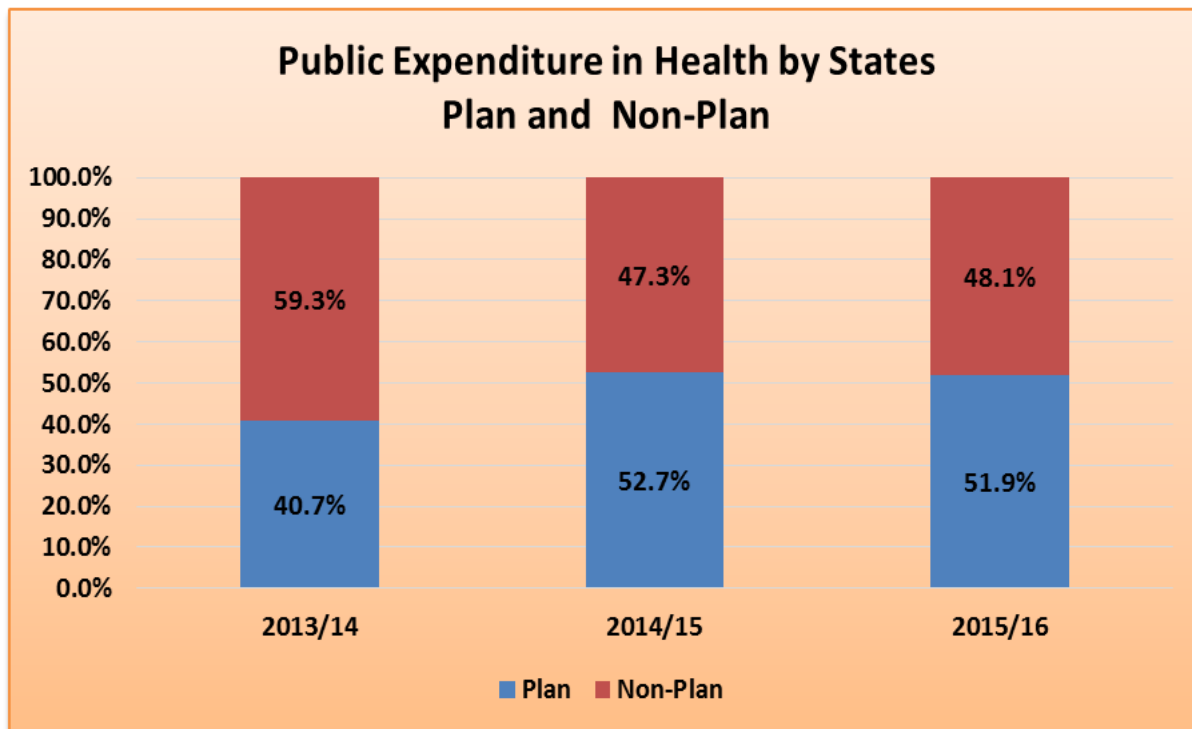


Table: 8 Union Territories Medical and Public Health Expenditure/Outlay (in Rs. 000)			
	2013-14 (Actual)	2014-15 (Revised Estimate)	2015-16 (Budget Estimate)
Andaman and Nicobar	2018049	2243409	2623072
Chandigarh	2530652	3071731	3870816
Dadra and Nagar Haveli	631503	904637	940861
Daman and Diu	419885	514350	645700
Lakshadweep	441341	517519	597180
Total	6041430	7251646	8677629

Table: 9 Plan & Non Plan Breakup of Public Health Expenditure by States (Rs. in 000)

States	2013-14 (Actual)		2014-15 (RE)		2015-16 (BE)	
	Plan	Non Plan	Plan	Non Plan	Plan	Non Plan
Andhra Pradesh	23,970,319	39,757,630	10,497,043	35,157,230	20,000,237	40,216,464
Arunachal Pradesh	1,003,378	2,564,795	3,588,931	3,121,135	3,612,280	2,953,166
Assam	7,423,808	9,685,517	18,774,219	17,481,844	17,506,267	18,007,446
Bihar	7,553,988	19,000,475	28,920,658	25,193,915	23,782,161	26,810,119
Chhattisgarh	10,598,677	5,216,465	22,861,703	6,463,143	25,420,178	7,397,178
Delhi	16,257,788	14,415,775	26,077,532	16,479,393	28,469,550	17,914,178
Goa	1,623,049	3,008,164	2,296,896	3,363,593	3,257,255	4,139,030
Gujarat	33,425,159	17,957,131	54,422,177	16,890,063	61,847,030	16,598,893
Haryana	9,107,187	9,841,499	16,624,342	11,722,447	18,660,272	13,860,315
Himachal Pradesh	2,445,305	9,301,892	4,692,514	10,923,443	6,002,853	11,760,185
Jammu & Kashmir	-	13,647,101	1,936,878	21,499,956	202,400	26,600,411
Jharkhand	5,388,033	6,104,215	16,547,570	8,175,877	20,903,088	8,509,286
Karnataka	22,647,514	23,914,293	37,519,740	26,635,823	39,028,700	24,184,900
Kerala	8,573,237	27,807,401	17,071,339	33,746,191	15,828,304	40,600,069
Madhya Pradesh	11,290,678	23,617,309	24,635,709	30,399,750	27,203,890	33,710,105
Maharashtra	28,299,431	45,797,779	58,417,088	51,311,447	45,372,684	55,531,556
Manipur	2,374,236	1,747,472	4,236,154	2,008,854	2,841,276	2,028,020
Meghalaya	2,479,581	2,041,086	4,174,620	2,277,665	3,847,894	2,480,394
Mizoram	1,656,249	1,822,786	3,150,234	2,210,972	2,470,523	2,398,575
Nagaland	446,279	2,575,485	2,133,933	2,844,508	1,853,259	3,300,674
Odisha	6,529,437	13,614,337	21,788,313	16,527,666	20,536,641	18,429,328
Puducherry	1,962,414	1,648,968	2,446,384	1,998,187	3,557,317	2,183,400
Punjab	4,349,292	16,635,555	8,348,555	20,378,765	9,934,697	22,205,525
Rajasthan	20,682,328	27,273,881	61,742,258	31,363,282	86,406,957	33,922,881
Sikkim	1,676,389	883,374	2,614,748	993,041	2,342,313	1,087,305
Tamil Nadu	25,585,937	36,432,047	35,130,151	44,881,018	32,885,097	48,742,421
Tripura	2,446,322	1,644,725	4,985,726	3,542,717	5,736,871	2,292,866
Uttar Pradesh	41,960,969	52,921,272	81,332,370	60,253,183	89,539,327	71,437,286
Uttarakhand	4,600,436	6,134,893	10,609,715	7,915,542	8,564,505	9,256,898
West Bengal	16,238,886	32,962,675	26,268,457	35,133,562	25,913,081	37,550,398
Total of States	322,596,306	469,975,997	613,845,957	550,894,212	653,526,907	606,109,272

Chart: 9.1 Percentage distribution of Plan & Non Plan expenditure in total Public Health Expenditure



**National Health Accounts TEAM
Ministry of Health & Family Welfare
Nirman Bhawan
New Delhi**



**Smt. Sheela Prasad
Economic Adviser
Ministry of Health & Family Welfare
Government of India**

**Sh. J. Rajesh Kumar
Director
Ministry of Health & Family Welfare
Government of India**

**Sh. Amit Kumar
Research Analyst
National Health Accounts Cell
Ministry of Health & Family Welfare**

**Smt. Poonam Arya
Research Analyst
National Health Accounts Cell
Ministry of Health & Family Welfare**