

**NATIONAL
DRUG SURVEY
2014 - 2016**

Annexure 4

State-wise Drug Survey Data



State wise Drug Survey Data

S. No.	Name of State/UT	Total Samples	NSQ Samples	Spurious Samples	Govt Sources			Retail Outlets			Oral Dosage Forms			Parenteral Dosage Forms		
					Number of samples	No. of NSQ Samples	% NSQ*	Number of samples	No. of NSQ* Samples	% NSQ*	Number of samples	No. of NSQ Samples	% NSQ	Number of samples	No. of NSQ Samples	% NSQ
1	ANDAMAN AND NICOBAR ISLANDS	46	1	Nil	11	1	9.1	35	0	0.0	43	0	0.00	3	1	33.33
2	ANDHRA PRADESH	3531	142	Nil	94	10	10.6	3437	132	3.8	3238	111	3.43	282	31	10.99
3	ARUNACHAL PRADESH	232	17	Nil	104	14	13.5	128	3	2.3	172	10	5.81	58	7	12.07
4	ASSAM	630	36	Nil	282	26	9.2	348	10	2.9	590	31	5.25	32	5	15.63
5	BIHAR	1935	74	Nil	241	21	8.7	1694	53	3.1	1751	52	2.97	179	22	12.29
6	CHANDIGARH	46	1	Nil	6	0	0.0	40	1	2.5	42	1	2.38	3	0	0.00
7	CHATTISGARH	828	39	Nil	279	23	8.2	549	16	2.9	731	25	3.42	93	14	15.05
8	DADRA AND NAGAR HAVELI	23	Nil	Nil	5	0	0.0	18	0	0.0	21	0	0.00	1	0	0.00
9	DAMAN AND DIU	48	1	Nil	12	0	0.0	36	1	2.8	41	1	2.44	7	0	0.00
10	DELHI	492	8	Nil	39	1	2.6	453	7	1.5	488	8	1.64	4	0	0.00
11	GOA	48	1	Nil	12	1	8.3	36	0	0.0	41	0	0.00	5	1	20
12	GUJARAT	1741	103	1	369	38	10.3	1372	65	4.7	1613	89	5.51	104	11	10.57
13	HARYANA	1042	52	1	200	19	9.5	842	33	3.9	987	45	4.55	51	7	13.72
14	HIMACHAL PRADESH	269	15	1	108	10	9.3	161	5	3.1	241	13	5.39	23	2	8.69

contd.....

S. No.	Name of State/UT	Total Samples	NSQ Samples	Spurious Samples	Govt Sources			Retail Outlets			Oral Dosage Forms			Parenteral Dosage Forms		
					Number of samples	No. of NSQ Samples	% NSQ*	Number of samples	No. of NSQ* Samples	% NSQ*	Number of samples	No. of NSQ Samples	% NSQ	Number of samples	No. of NSQ Samples	% NSQ
15	JAMMU & KASHMIR	644	32	Nil	203	17	8.4	441	15	3.4	559	27	4.83	81	5	6.17
16	JHARKHAND	2502	62	Nil	208	22	10.6	2294	40	1.7	2378	51	2.14	121	11	9.09
17	KARNATAKA	2039	77	1	406	35	8.6	1633	42	2.6	1874	60	3.20	145	17	11.72
18	KERALA	2469	124	Nil	946	94	9.9	1523	30	2	2358	119	5.04	66	3	4.54
19	LAKSHADWEEP	12	1	Nil	6	0	0.0	6	1	16.7	9	1	11.11	3	0	0.00
20	MADHYA PRADESH	1423	79	1	570	60	10.5	853	19	2.2	1269	60	4.72	135	18	13.33
21	MAHARASHTRA	4246	161	Nil	443	40	9.0	3803	121	3.2	3831	123	3.21	376	38	10.10
22	MANIPUR	214	18	Nil	138	14	10.1	76	4	5.3	168	12	7.14	36	6	16.66
23	MEGHALAYA	153	17	Nil	69	12	17.4	84	5	6	129	13	10.08	23	4	17.39
24	MIZORAM	182	20	1	80	11	13.8	102	9	8.8	171	18	10.52	10	2	20
25	NAGALAND	223	22	Nil	106	14	13.2	117	8	6.8	205	17	8.29	17	5	29.41
26	ODISHA	1217	55	1	263	20	7.6	954	35	3.7	1149	45	3.91	64	9	14.06
27	PUDUCHERRY	120	8	Nil	42	4	9.5	78	4	5.1	114	7	6.14	5	1	20
28	PUNJAB	1051	70	2	360	41	11.4	691	29	4.2	934	51	5.46	110	17	15.45
29	RAJASTHAN	1946	90	1	463	46	9.9	1483	44	3	1798	72	4	125	18	14.4
30	SIKKIM	53	9	Nil	24	8	33.3	29	1	3.4	44	4	9.09	9	5	55.55

contd.....



S. No.	Name of State/UT	Total Samples	NSQ Samples	Spurious Samples	Govt Sources			Retail Outlets			Oral Dosage Forms			Parenteral Dosage Forms		
					Number of samples	No. of NSQ Samples	% NSQ*	Number of samples	No. of NSQ* Samples	% NSQ*	Number of samples	No. of NSQ Samples	% NSQ	Number of samples	No. of NSQ Samples	% NSQ
31	TAMILNADU	2596	122	1	583	45	7.7	2013	77	3.8	2385	100	4.19	191	21	10.99
32	TELANGANA	2304	83	Nil	167	21	12.6	2137	62	2.9	2187	73	3.33	106	10	9.43
33	TRIPURA	191	14	Nil	95	9	9.5	96	5	5.2	156	10	6.41	34	4	11.76
34	UTTAR PRADESH	3955	214	2	1084	129	11.9	2871	85	3	3543	158	4.45	397	56	14.10
35	UTTARAKHAND	355	22	Nil	124	15	12.1	231	7	3	306	14	4.57	45	8	17.78
36	WEST BENGAL	3219	60	Nil	227	18	7.9	2992	42	1.4	3179	55	1.73	35	5	14.28

* Figures rounded off

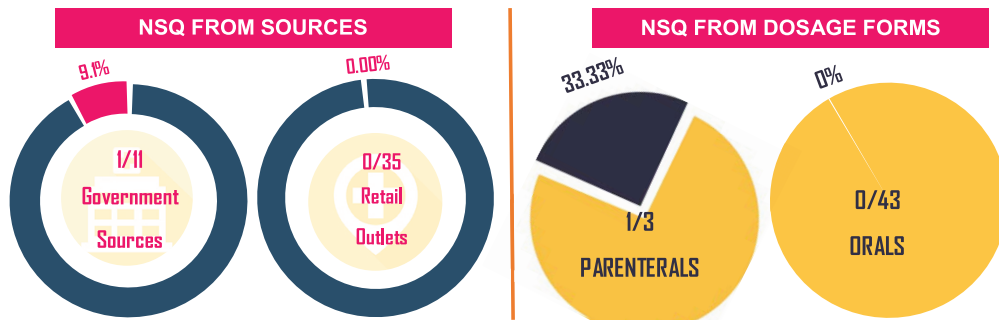
National Survey NSQ percentage is 3.16%

National Survey Spurious percentage is 0.0245%



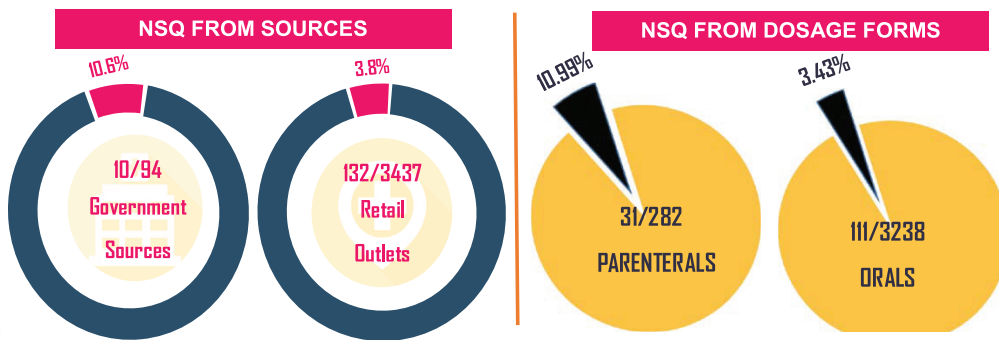
ANDAMAN & NICOBAR ISLANDS

46 TOTAL SAMPLES
 1 NSQ SAMPLE
 NIL SPURIOUS SAMPLE



ANDHRA PRADESH

3531 TOTAL SAMPLES
 142 NSQ SAMPLES
 NIL SPURIOUS SAMPLE





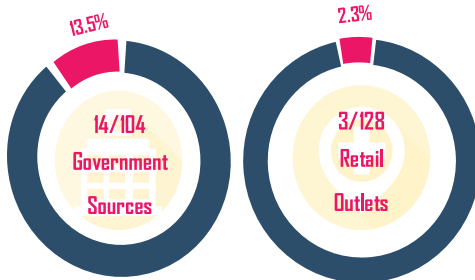
ARUNACHAL PRADESH

232 TOTAL SAMPLES

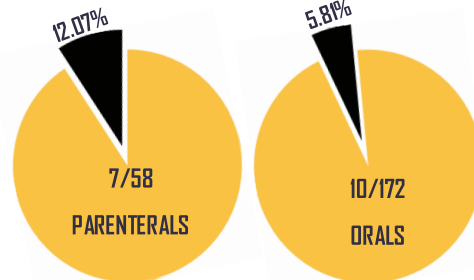
17 NSQ SAMPLES

NIL SPURIOUS SAMPLE

NSQ FROM SOURCES



NSQ FROM DOSAGE FORMS



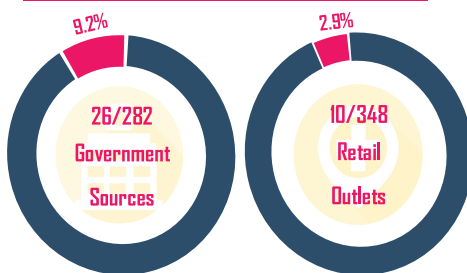
ASSAM

630 TOTAL SAMPLES

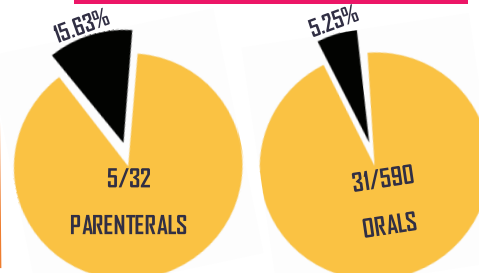
36 NSQ SAMPLES

NIL SPURIOUS SAMPLE

NSQ FROM SOURCES



NSQ FROM DOSAGE FORMS





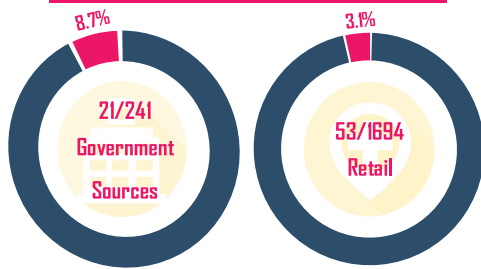
BIHAR

1935 TOTAL SAMPLES

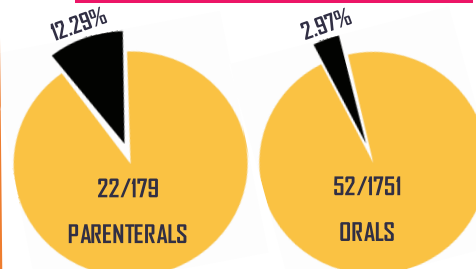
74 NSQ SAMPLES

NIL SPURIOUS SAMPLE

NSQ FROM SOURCES



NSQ FROM DOSAGE FORMS



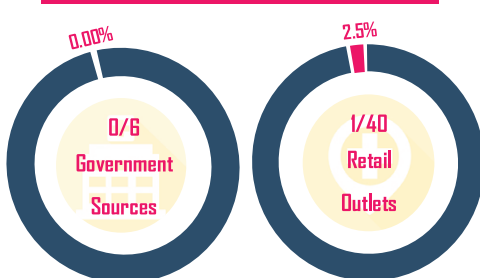
CHANDIGARH

46 TOTAL SAMPLES

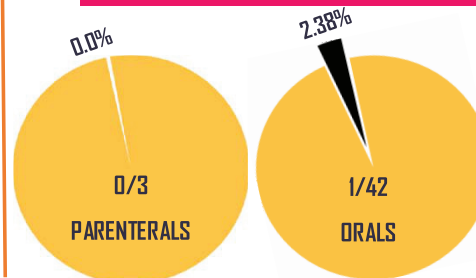
01 NSQ SAMPLE

NIL SPURIOUS SAMPLE

NSQ FROM SOURCES



NSQ FROM DOSAGE FORMS





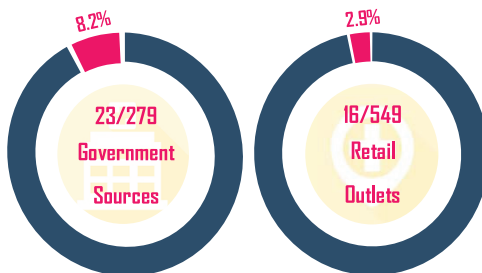
CHHATTISGARH

828 TOTAL SAMPLES

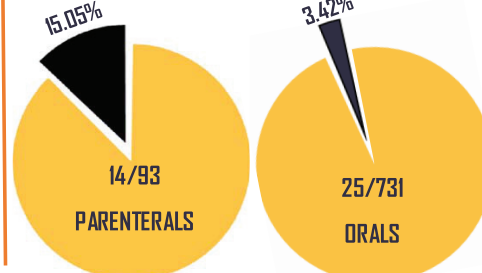
39 NSQ SAMPLES

NIL SPURIOUS SAMPLE

NSQ FROM SOURCES



NSQ FROM DOSAGE FORMS



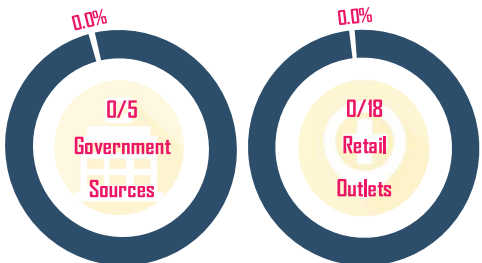
DADRA AND NAGAR HAVELI

23 TOTAL SAMPLES

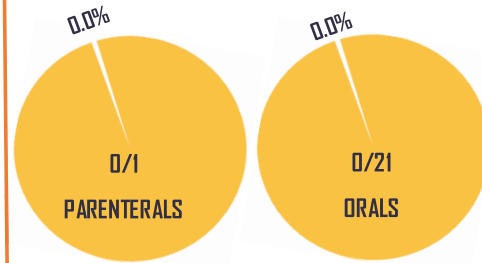
NIL NSQ SAMPLE

NIL SPURIOUS SAMPLE

NSQ FROM SOURCES



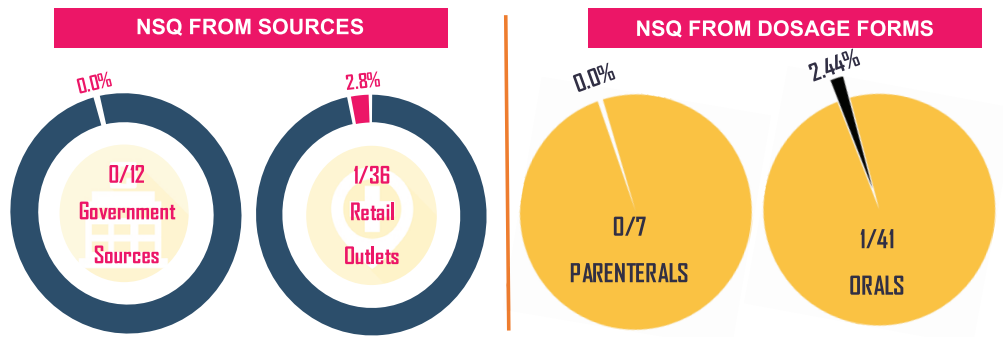
NSQ FROM DOSAGE FORMS





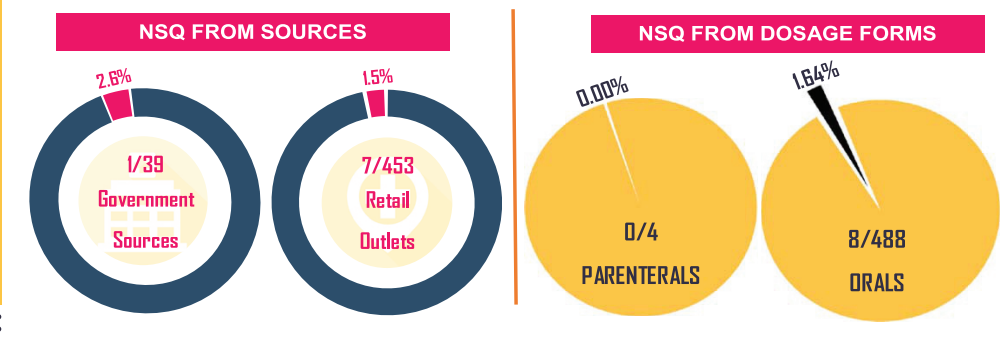
DAMAN AND DIU

- 48 TOTAL SAMPLES
- 01 NSQ SAMPLE
- NIL SPURIOUS SAMPLE



DELHI

- 492 TOTAL SAMPLES
- 08 NSQ SAMPLES
- NIL SPURIOUS SAMPLE





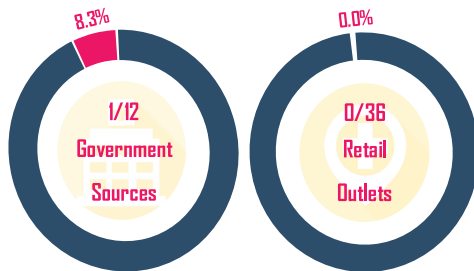
GOA

48 TOTAL SAMPLES

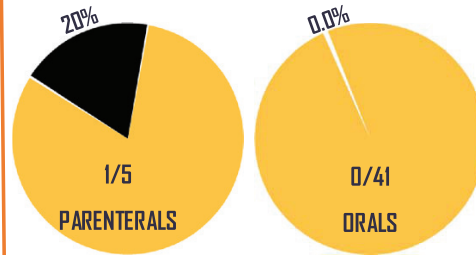
01 NSQ SAMPLE

NIL SPURIOUS SAMPLE

NSQ FROM SOURCES



NSQ FROM DOSAGE FORMS



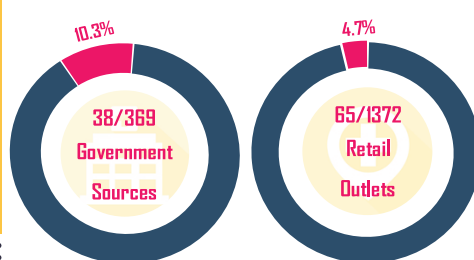
GUJARAT

1741 TOTAL SAMPLES

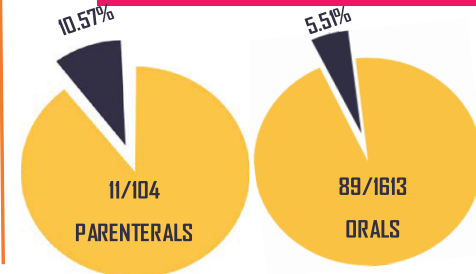
103 NSQ SAMPLES

01 SPURIOUS SAMPLE

NSQ FROM SOURCES



NSQ FROM DOSAGE FORMS





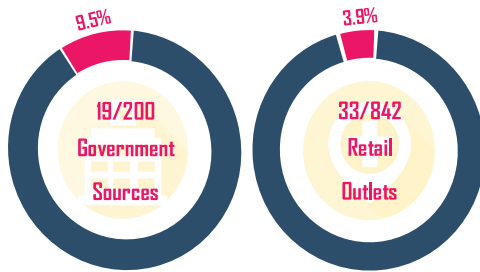
HARYANA

1042 TOTAL SAMPLES

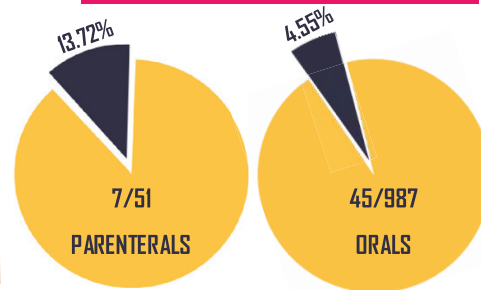
52 NSQ SAMPLES

01 SPURIOUS SAMPLE

NSQ FROM SOURCES



NSQ FROM DOSAGE FORMS



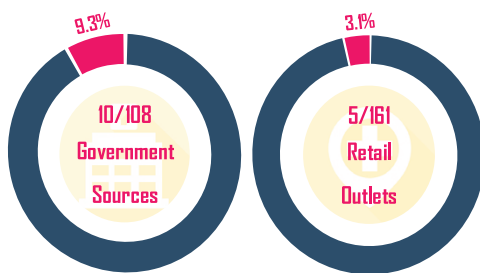
HIMACHAL PRADESH

269 TOTAL SAMPLES

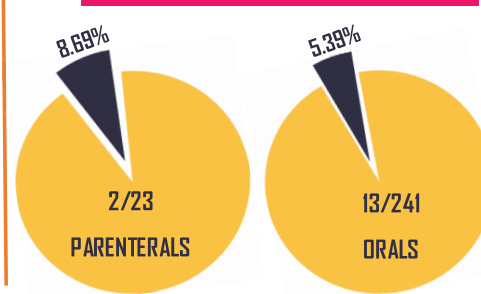
15 NSQ SAMPLES

01 SPURIOUS SAMPLE

NSQ FROM SOURCES



NSQ FROM DOSAGE FORMS





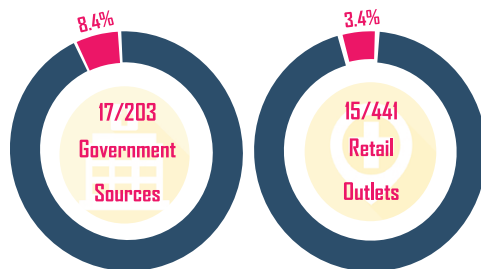
JAMMU AND KASHMIR

644 TOTAL SAMPLES

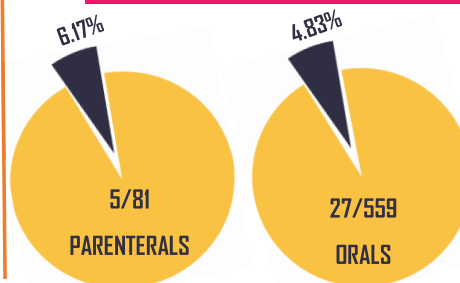
32 NSQ SAMPLES

NIL SPURIOUS SAMPLE

NSQ FROM SOURCES



NSQ FROM DOSAGE FORMS



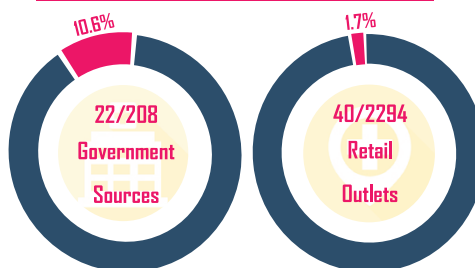
JHARKHAND

2502 TOTAL SAMPLES

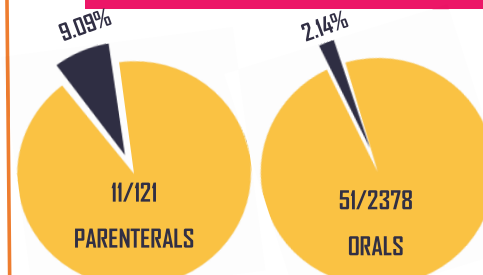
62 NSQ SAMPLES

NIL SPURIOUS SAMPLE

NSQ FROM SOURCES



NSQ FROM DOSAGE FORMS



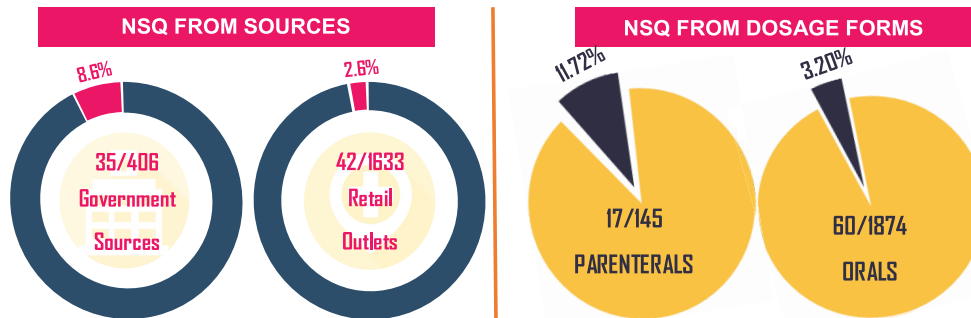


KARNATAKA

2039 TOTAL SAMPLES

77 NSQ SAMPLES

01 SPURIOUS SAMPLE

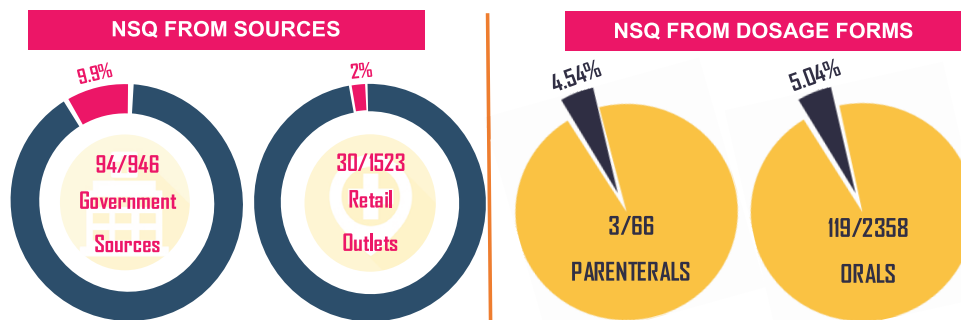


KERALA

2469 TOTAL SAMPLES

124 NSQ SAMPLES

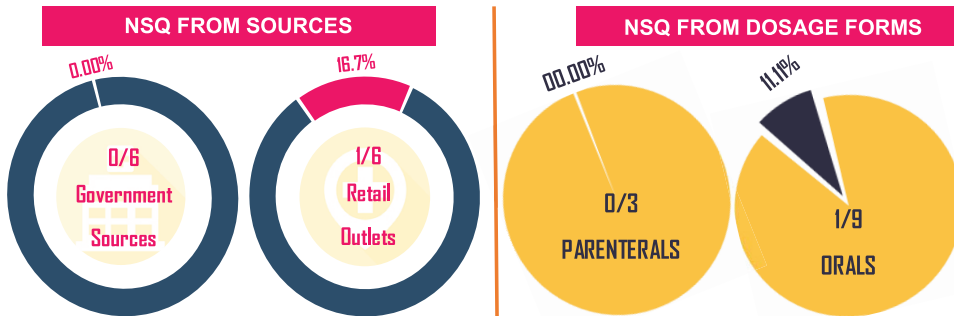
NIL SPURIOUS SAMPLE





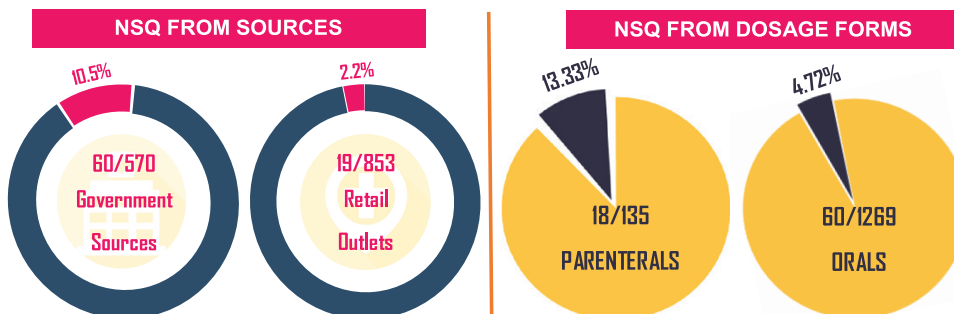
LAKSHADWEEP

- 12 TOTAL SAMPLES
- 01 NSQ SAMPLE
- NIL SPURIOUS SAMPLE



MADHYA PRADESH

- 1423 TOTAL SAMPLES
- 79 NSQ SAMPLES
- 01 SPURIOUS SAMPLE



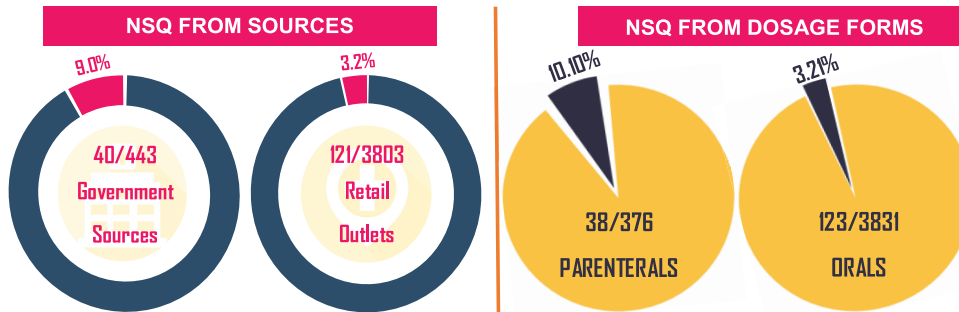


MAHARASHTRA

4246 TOTAL SAMPLES

161 NSQ SAMPLES

NIL SPURIOUS SAMPLE

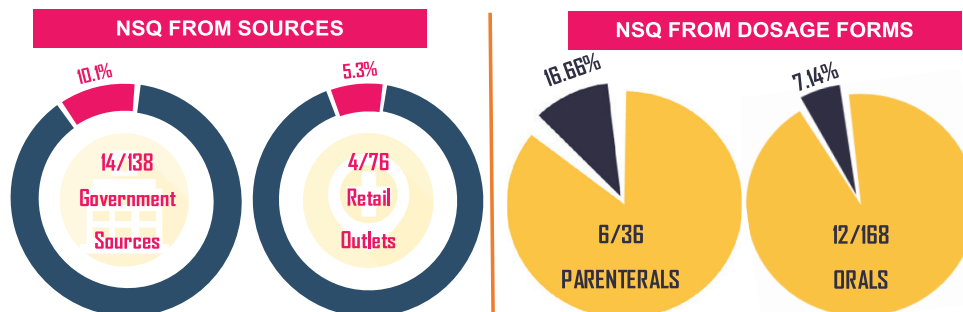


MANIPUR

214 TOTAL SAMPLES

18 NSQ SAMPLES

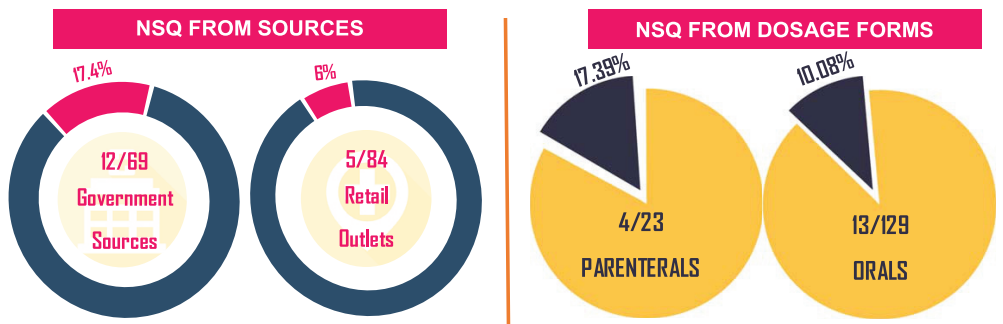
NIL SPURIOUS SAMPLE





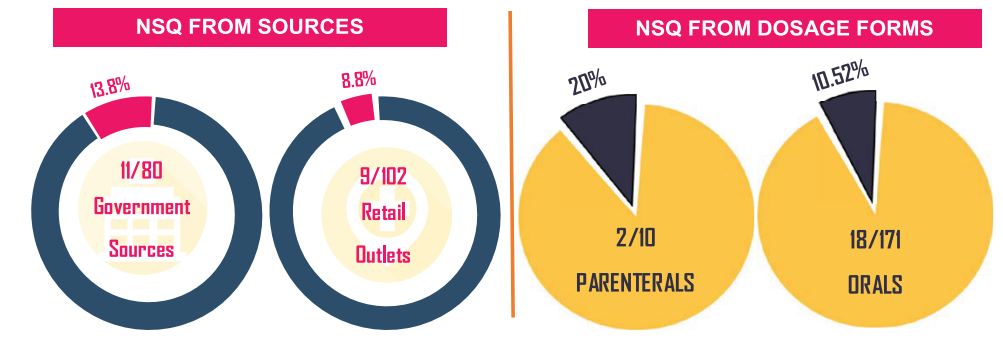
MEGHALAYA

153 TOTAL SAMPLES
 17 NSQ SAMPLES
 NIL SPURIOUS SAMPLE



MIZORAM

182 TOTAL SAMPLES
 20 NSQ SAMPLES
 01 SPURIOUS SAMPLE



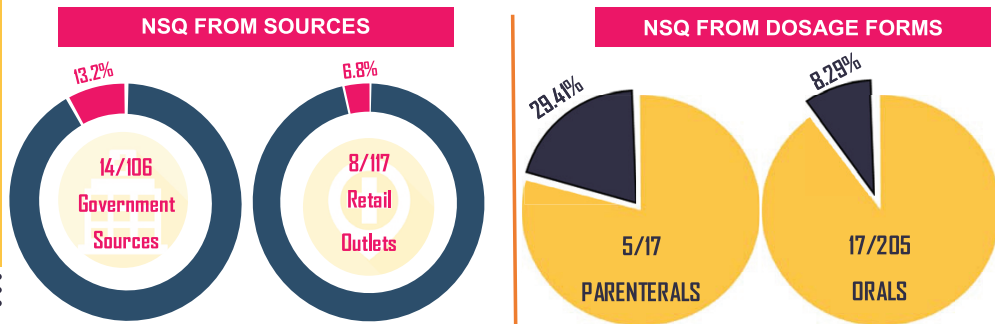


NAGALAND

223 TOTAL SAMPLES

22 NSQ SAMPLES

NIL SPURIOUS SAMPLE

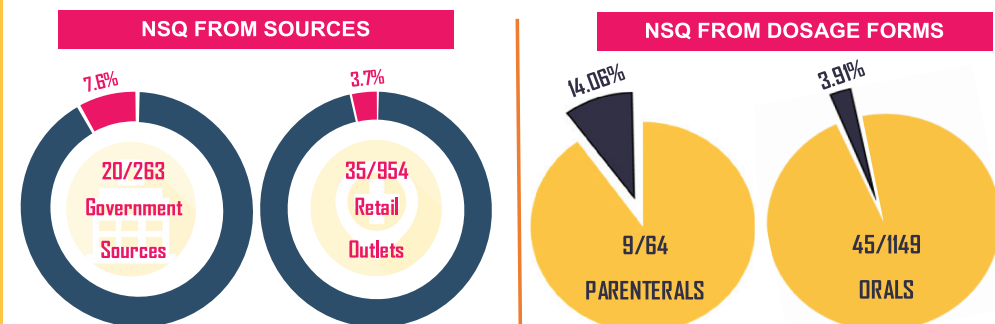


ODISHA

1217 TOTAL SAMPLES

55 NSQ SAMPLES

01 SPURIOUS SAMPLE



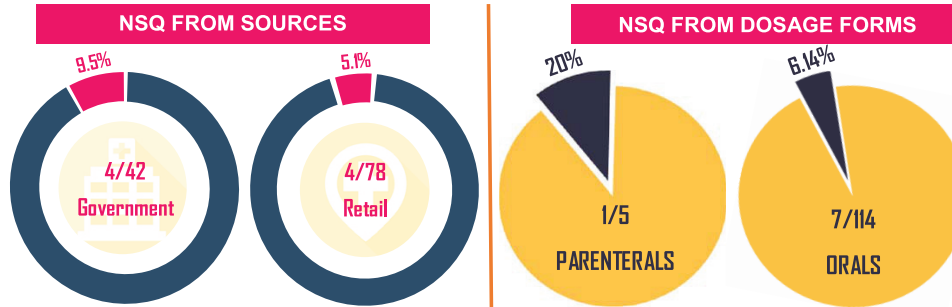


PUDUCHERRY

120 TOTAL SAMPLES

08 NSQ SAMPLES

NIL SPURIOUS SAMPLE

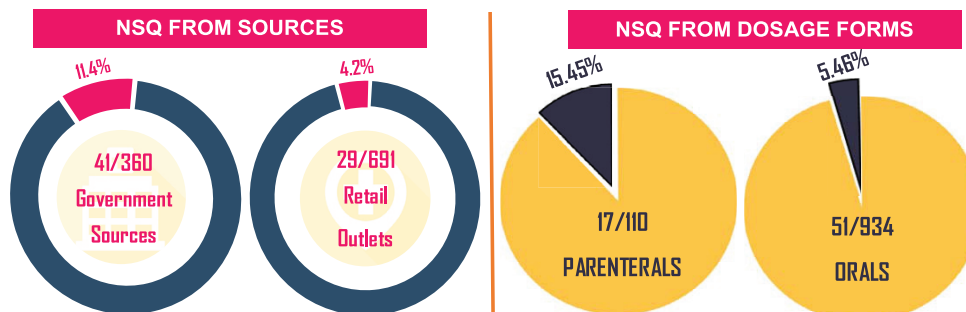


PUNJAB

1051 TOTAL SAMPLES

70 NSQ SAMPLES

02 SPURIOUS SAMPLES



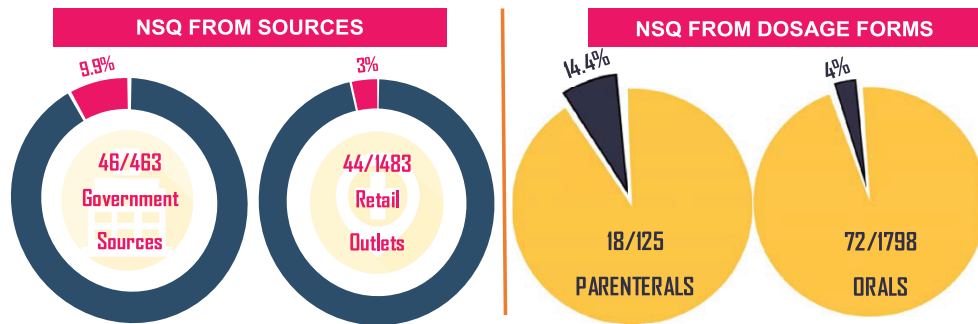


RAJASTHAN

1946 TOTAL SAMPLES

90 NSQ SAMPLES

01 SPURIOUS SAMPLE

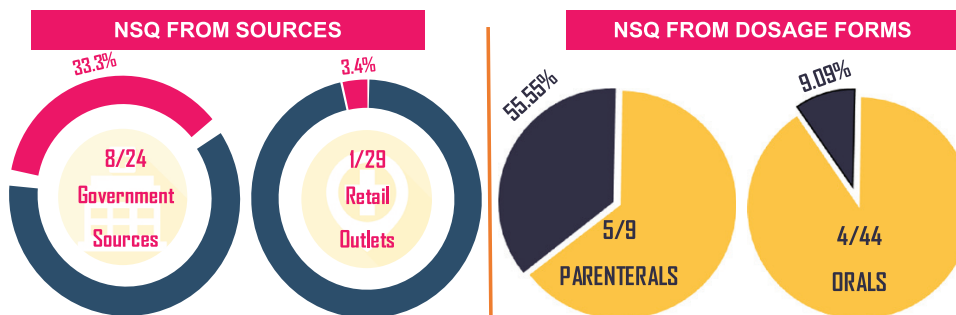


SIKKIM

53 TOTAL SAMPLES

9 NSQ SAMPLES

NIL SPURIOUS SAMPLE



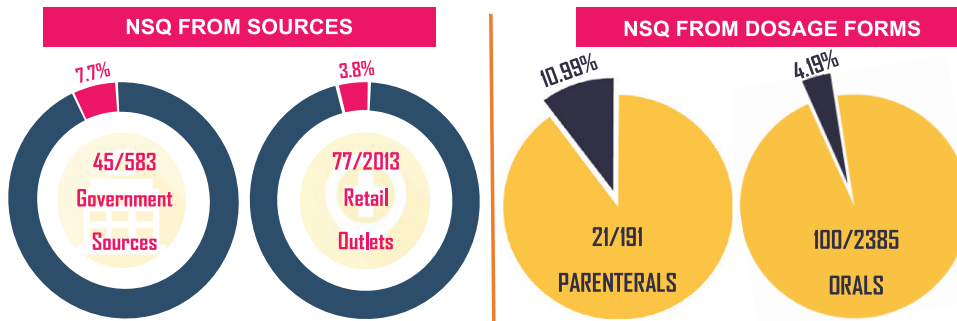


TAMILNADU

2596 TOTAL SAMPLES

122 NSQ SAMPLES

01 SPURIOUS SAMPLE

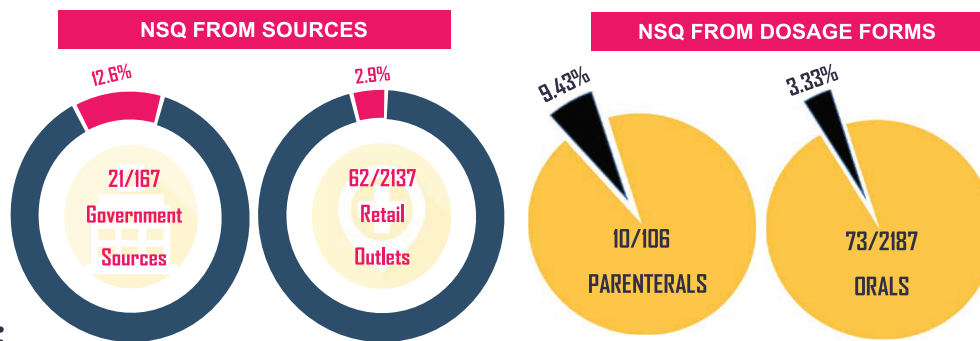


TELANGANA

2304 TOTAL SAMPLES

83 NSQ SAMPLES

NIL SPURIOUS SAMPLE





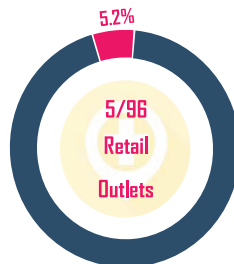
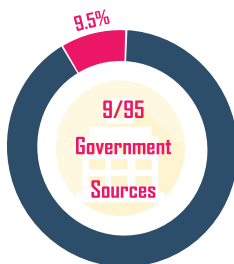
TRIPURA

191 TOTAL SAMPLES

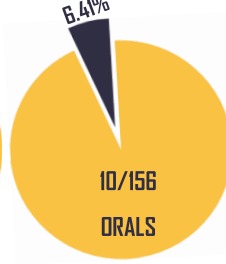
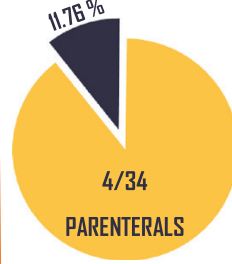
14 NSQ SAMPLES

NIL SPURIOUS SAMPLE

NSQ FROM SOURCES



NSQ FROM DOSAGE FORMS



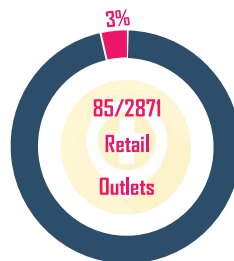
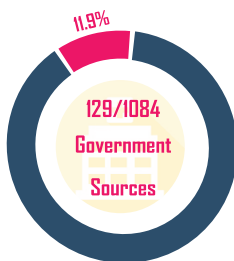
UTTAR PRADESH

3955 TOTAL SAMPLES

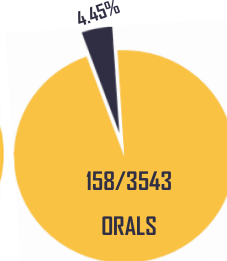
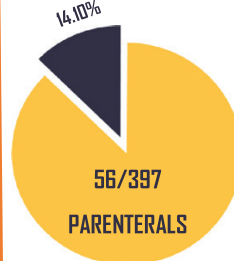
214 NSQ SAMPLES

02 SPURIOUS SAMPLES

NSQ FROM SOURCES



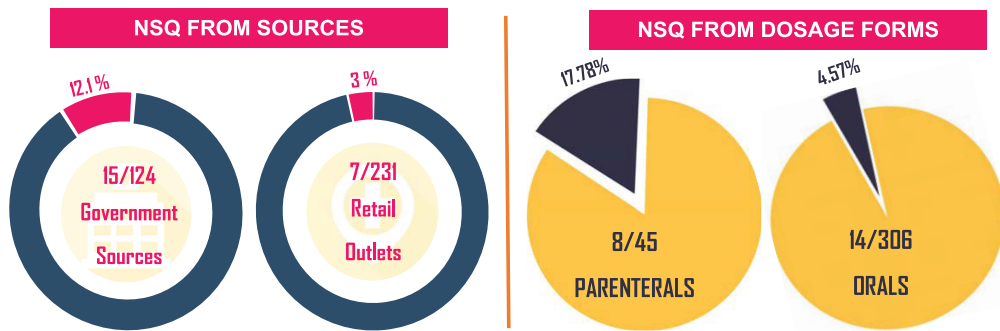
NSQ FROM DOSAGE FORMS





UTTARAKHAND

355 TOTAL SAMPLES
22 NSQ SAMPLES
NIL SPURIOUS SAMPLE



WEST BENGAL

3219 TOTAL SAMPLES
60 NSQ SAMPLES
NIL SPURIOUS SAMPLE

