

## FAQ Contents

General	279
Queries on Immunization schedule	281
BCG	282
HepB	283
Pentavalent	284
Rotavirus	285
IPV	287
Measles/Rubella	288
JE	290
Pneumococcal	291
Microplanning	293

***Notes:***

# Frequently asked questions

## General queries on immunization

### What is immunization?

Immunization is the process of administering vaccines for the development of the body's protective response.

### How do vaccines work?

Vaccines contain either weakened or killed versions of viruses or bacteria. These are also called "antigens". Once introduced, they stimulate the immune system in the body to produce "antibodies" against the disease causing organisms. Each vaccine provides immunity against a particular disease; therefore, a number of vaccines are administered to children and women to protect them from many vaccine-preventable diseases.

Vaccines also vary in **efficacy**, according to the age at which the vaccine is administered and the number of doses given. Presence of maternal antibodies in early infancy interferes with the antibody production. For example, measles vaccine is 85% effective at the age of 9 months and 95% at 1 year.

### What are the different types of vaccines?

There are four main types of vaccines:

Live attenuated vaccines (LAV), inactivated or killed vaccines, Subunit or Recombinant and Toxoid (Inactivated toxins).

**Live attenuated vaccines** are derived from disease-causing viruses or bacteria that have been weakened under laboratory conditions. They replicate in a vaccinated individual, but because they are weak, they cause either no disease or only a mild form of the disease. Examples of live vaccines are BCG, measles, Rotavirus, JE and oral polio vaccine.

**Inactivated or killed vaccines** are produced by viruses or bacteria which are inactivated with heat or chemicals. They cannot grow in a vaccinated individual and so cannot cause the disease. They may not always induce an immune response, requiring multiple doses for full protection as well as booster doses to maintain immunity. Use of adjuvants enhances response to non-live vaccines. Examples are whole-cell (pertussis), fractional polysaccharide-based conjugate (Haemophilus influenzae type b or Hib) and IPV.

**Subunit or Recombinant vaccines** are produced by inserting genetic material from a disease-causing organism into a harmless cell, which replicates the proteins of the disease-causing organism. The proteins are then purified and used as vaccine. Example is hepatitis B vaccine.

**Toxoid vaccines** are made from a toxin that has been made harmless but which elicits an immune response against the toxin. Toxoid vaccines are safe because they cannot cause the disease they prevent and there is no possibility of reversion to virulence. The vaccine antigens are not actively multiplying and do not spread to unimmunized individuals. Examples are Tetanus toxoid and diphtheria toxoid.

### **What is Herd immunity or population immunity?**

A population with a high number of members with immunity to a particular disease or pathogen may give protection from that infection to the small number of its non-immune members. This is as a result of there being too few susceptible persons in the “herd” for the infection to circulate. This is known as “herd immunity or population immunity.”

Immunization of children can go well beyond saving individual lives. It can also help in preventing large-scale outbreaks of diseases as well as keeping a disease under control (or sometimes even eliminated or eradicated e.g. polio) in the area. You should always strive to achieve the highest percentage of coverage possible for all doses of the vaccines for disease control to be effective.

### **How are vaccines introduced in UIP and how are immunization schedules decided?**

The decision on inclusion of vaccines and the schedules is taken by the National Technical Advisory Group on Immunization (NTAGI). It is based on recommendations of the Strategic Advisory Group of Experts (SAGE) as well as WHO-recommended schedules and vaccine position papers.

### **Why are vaccines administered at specific sites?**

Vaccines are administered at specific sites to maintain uniformity and for helping surveyors in verifying the receipt of the vaccine. e.g BCG on left upper arm.

### **Why should there be a minimum gap of 4 weeks between two doses of a vaccine?**

There should be a minimum of 4 weeks gap between two doses because decreasing the interval between doses may not achieve optimal antibody production required for protection.

### **How long can a bottle of Vitamin A be used, once opened?**

A Vitamin A bottle, once opened, should be used within 8 weeks. Write the date of opening on the bottle. It must be kept away from direct sunlight.

**What is the dose of Zinc to be used along with ORS in the treatment of diarrhea?**

The dose of zinc for infants aged 2–6 months is 10 mg of dispersible tablet in expressed breast milk for 14 days. For children 6 months to 5 years of age, it is 20 mg of dispersible tablet for 14 days.

**Queries on immunization schedule****If a child is brought late for a subsequent dose, should one re-start with the first dose of a vaccine?**

No, do not restart the schedule again; pick up where the schedule was left off. For example, If a child who has received BCG, penta1 and OPV1 at 5 months of age returns at 11 months of age, then vaccinate the child with penta2, OPV2, measles, Rotavirus vaccine (where applicable) and JE (where applicable).

**If a child who has never been vaccinated is brought in at 9 completed months but before 12 completed months of age, then, can all the due vaccines be given to a child on the same day?**

Yes, all the due vaccines can be given during the same session but at recommended injection sites, using separate AD syringes. It is safe and effective to give BCG, penta, OPV, IPV, measles, RVV (where applicable), JE (where applicable) vaccines and Vitamin A at the same time to a 9-month-old child who has never been vaccinated.

If more than one injection has to be given in one limb then ensure that the distance between the two injection sites is at least 1 inch apart.

**If a child who has never been vaccinated is brought in immediately after completing 12 months of age, (beyond one year) what vaccines would you give?**

As per the national immunization schedule this child need not be given – BCG, Hepatitis B, Rotavirus, Penta and IPV.

This child should be administered DPT 1, OPV 1, Measles 1, JE 1(if applicable) and also Vitamin A solution.

The subsequent doses of DPT and OPV should be given at an interval of 4 weeks. Administer Measles 2, JE 2 (If applicable), Vitamin A and a booster dose of DPT at recommended age as per national immunization schedule.

**Which vaccines can be given to a child between 1 and 5 years of age who has never been vaccinated?**

Such a child will not receive BCG, Hepatitis B, Rotavirus, Penta and IPV.

Give DPT1, OPV1, measles 1, JE 1 (where applicable) and 2ml of Vitamin A solution.

Then follow with the second and third doses of DPT and OPV at 1 month intervals. Give measles 2 as per the schedule/1 month later\*. Give booster dose of OPV/DPT at a minimum of 6 months after administering OPV 3/DPT 3. Also give Vit A at 6 months interval till 5 years of age.

**\*Note:** In an unvaccinated child more than **16 months** of age remember the interval between Measles 1 and Measles 2 is 4 weeks and for JE 1 and JE 2 (where applicable) the interval is **3 months**.

**Which vaccines can be given to a child between 5 and 7 years of age who has never been vaccinated?**

Give of DPT 1, 2 and 3 at 1 month intervals. Give booster dose of DPT at a minimum of 6 months after administering DPT 3 up to the age of 7 years.

**Why are the DPT, HepB (birth dose), IPV and pentavalent vaccines given in the anterolateral mid-thigh and not the gluteal region (buttocks)?**

This is done to prevent damage to the sciatic nerve. Moreover, vaccine deposited in the fat of the gluteal region does not invoke the appropriate immune response.

## Vaccine-specific FAQs

### BCG

**Why is BCG given only up to 1 year of age?**

Most children acquire natural clinical/sub-clinical tuberculosis infection by the age of 1 year. This protects against severe forms of childhood tuberculosis, e.g. TB meningitis and miliary disease.

**If no scar appears after administering BCG, should one re-vaccinate the child?**

There is no need to re-vaccinate the child even if there is no scar.

**Why do we give 0.05 ml dose of BCG to new borns (below 1 month of age)?**

This is because the skin of newborns is thin and an intra-dermal injection of 0.1 ml may break the skin or penetrate into the deeper tissue and cause local abscess and enlarged axillary lymph nodes. Dose of 0.05 ml is sufficient to elicit adequate protection.

## Hepatitis B

### What is hepatitis?

Hepatitis is an inflammation of the liver, most commonly caused by a viral infection. There are five main hepatitis viruses, referred to as types A, B, C, D and E. These five types are of the greatest concern because of the burden of illness and death they cause and the potential for spread of outbreaks and epidemics. In particular, types B and C lead to chronic disease in hundreds of millions of people and, together, are the most common cause of liver cirrhosis and liver cancer.

Hepatitis A and E are typically caused by ingestion of contaminated food or water. Hepatitis B, C and D usually occur as a result of parenteral contact with infected body fluids. Common modes of transmission for these viruses include receipt of contaminated blood or blood products and using contaminated equipment in invasive medical procedures. For hepatitis B, the causes are transmission from mother to baby at birth, from family member to child and also by sexual contact.

Acute infection may occur with limited or no symptoms, or may include symptoms such as jaundice (yellowing of the skin and eyes), dark urine, extreme fatigue, nausea, vomiting and abdominal pain.

### What is the “birth dose” of hepatitis B?

This refers to the dose given within 24 hours of birth. A child vaccinated with Hep B after more than 24 hours of birth is not considered to have received the birth dose.

### Why is the birth dose of hepatitis B vaccine given only within 24 hours of birth?

The birth dose of hepatitis B vaccine is effective in preventing peri-natal transmission of hepatitis B only if given within the first 24 hours.

### Why is hepatitis B vaccine given only till 1 year of age?

Hepatitis B vaccine is given till 1 year of age because infections during first year of age have a 90% chance of becoming chronic as compared to 30% during 1–5 years and 6% after 5 years. Persons with chronic infection have 15–25% risk of dying prematurely due to HBV-related liver cirrhosis and cancer.

## Pentavalent Vaccine

### What is pentavalent vaccine?

Pentavalent vaccine is a vaccine that contains five antigens (diphtheria + pertussis + tetanus+ hepatitis B + Haemophilus influenzae type b).

### How is pentavalent vaccine more advantageous?

- The addition of Hib vaccine provides protection against Haemophilus Influenzae Type b related diseases (bacterial meningitis, pneumonia and others)
- The number of injections administered under UIP during the first year of life reduces from ten to seven (not including IPV).
- It does not require reconstitution.

### What is the schedule for pentavalent vaccine?

As per the National Immunization Schedule, three doses of pentavalent vaccine are to be administered. The first dose is given only after a child is 6 weeks old. The second and third doses are given at 10 and 14 weeks of age, respectively. There is no booster dose recommended under UIP

**Note:** Pentavalent vaccine should be started for any child aged more than 6 weeks and can be started upto 1 year of age.

### For what reasons should a child not be given pentavalent vaccine?

- Age – a child below 6 weeks of age should not be given pentavalent vaccine.
- Vaccination history – a child whose vaccination schedule has been initiated with DPT/hepatitis B vaccine will continue to receive subsequent doses of DPT/hepatitis B and not pentavalent vaccine.
- Severe allergic reactions – although serious side effects have not been reported, a child who has had a severe reaction to pentavalent vaccine earlier should not be given another dose.
- Children with moderate or severe acute illness should not be administered pentavalent vaccine until their condition improves. Minor illnesses, however, such as upper respiratory infections (URI) are not a contraindication to vaccination.



**What vaccine will be given to a child who has received at least one dose of pentavalent vaccine before his/her first birthday?**

If a child has received at least one dose of pentavalent vaccine before his/her first birthday, the child should be administered the due pentavalent doses at a minimum interval of 4 weeks, at the earliest available opportunity.

**What are the common side-effects of pentavalent vaccine?**

Pentavalent vaccine has not been associated with any serious side-effects. However, redness, swelling and pain may occur at the site where the injection was given. These symptoms may appear the day after the injection is given and last from 1 to 3 days. Less commonly, children may develop fever for a short time after immunization.

**After introduction of pentavalent vaccine, will DPT and Hep B be required?**

Yes, Hep B birth dose (within 24 hours) for institutional deliveries and DPT boosters at 16–24 months and 5–7 years will continue as before.– Introduced

**Rotavirus vaccine – Introduced in Feb 2016 - in phases****What is Rotavirus?**

Rotavirus is a highly contagious virus. It is the most common organism that causes diarrhea among children which may lead to hospitalization and death.

**What are the clinical features of Rotavirus diarrhea?**

Rotavirus diarrhea has an incubation period 1-3 days. It presents usually with sudden onset of watery stools, often accompanied by fever and vomiting. Sometimes accompanied with abdominal pain. The diarrhea and associated symptoms may last for 3-7 days.

**How effective is the Rotavirus vaccine?**

The available Rotavirus Vaccines are observed to be effective in preventing severe rotavirus diarrhea by 54-60%. The protective effect of Rotavirus vaccine lasts through 2nd year of life.

**Is Rotavirus vaccine being used in any other country in the world?**

Rotavirus vaccine is being used in national immunization program more than 80 countries. Rotavirus vaccine has also been in use by private practitioners in India for several years.

**Will vaccination with Rotavirus vaccine prevent all diarrheas?**

No it does not prevent all diarrheas. Diarrhea is caused by many organisms of which Rotavirus is one of the leading causes for diarrheal children. Rotavirus vaccine is effective in preventing diarrhea due to Rotavirus only. So the child may still get diarrhea due to other germs and causes even after receiving Rotavirus vaccine.

**How and when is the Rotavirus vaccine given?**

Rotavirus vaccine is an oral vaccine. The dose of Rotavirus vaccine varies from manufacturer to manufacturer.

The dose and route for Rotavirus vaccine currently being supplied under UIP is 5 drops to be administered to all infants at 6, 10 and 14 weeks along with other vaccines in routine immunization .

**What is the maximum age limit for giving the first dose of Rotavirus vaccine?**

The upper age limit for the first dose of Rotavirus vaccine is one year of age. If a child has received only the first dose of Rotavirus vaccine by 12 months of age, two more doses of the vaccine should be given at an interval of 4 weeks between the two doses to complete the course.

**Is a booster dose required for Rotavirus vaccine?**

No booster dose of Rotavirus vaccine is recommended. Only three doses at 6, 10 and 14 weeks are required to complete the schedule of vaccination for a child.

**Should Rotavirus vaccine be given to children who have already received first dose of OPV and Pentavalent vaccine?**

No, during the initial period of Rotavirus vaccine introduction, only the infants coming for the first dose of OPV and pentavalent vaccine will be administered Rotavirus vaccine. These children will be given 2nd and 3rd doses in subsequent visits as per the schedule.

Infants who are coming for their second or third dose of OPV and pentavalent vaccine, will complete the schedule with OPV and pentavalent vaccine only. Rotavirus vaccine is not to be started with second or third dose of OPV and Pentavalent vaccine.

**What should be done if a child has received one or two doses of Rotavirus vaccine in a private facility?**

If the parents want to vaccinate their child from the public sector after receiving one or two doses of Rotavirus vaccine in a private facility, a new course of Rotavirus vaccine must be started with all three doses at one month intervals provided the child is less than one year old.

## Inactivated Poliovirus Vaccine

### What is IPV?

IPV refers to Inactivated Poliovirus Vaccine administered by injection. Evidence suggests that this vaccine, when used along with OPV, increases the protection to the individual as well as the community. IPV together with OPV prevents re-emergence and reinfection of wild poliovirus (WPV).

### Will IPV (injection) replace OPV (drops)?

No, IPV (injection) will not replace OPV (polio drops), since IPV is recommended to be administered in addition to OPV.

### Is IPV a new vaccine?

No, IPV is not a new vaccine. It is being used in many countries. IPV was licensed in 1955 for use in United States, Canada, and Western Europe.

IPV was licensed for use in India in 2006. Based on recommendations of the Indian Academy of Paediatrics (IAP), IPV is being used in the private sector in addition to OPV schedules since 2007.

### What is the benefit of IPV?

IPV provides much needed additional protection against polio and protects a child as well as other children in our community. Evidence shows that when IPV is used along with OPV, it builds better mucosal (intestinal) immunity than when OPV is used alone; it thereby increases both the protection to the individual and the community. To maximize childhood immunity and move towards global polio eradication, it is recommended that both vaccines be used together.

### Is IPV safe?

Yes, IPV is considered very safe, whether given alone or in combination with other vaccines.

### Are there any contraindications for use of IPV?

IPV should not be administered to children with a documented or known allergy to streptomycin, neomycin or polymyxin B, or with a history of a previous allergic reaction after IPV injection.

### **Is it safe to give IPV and OPV together?**

Yes, it is absolutely safe to give IPV and OPV together. It is also important – and best – for a child to receive both IPV and OPV. Together, these two vaccines provide safe and strong protection against polio. If a child only receives one of the vaccines they will not be as well protected as the child that has received both the vaccines. Primary doses of OPV (OPV1, OPV2 and OPV 3) should be completed as per schedule.

### **How and when is IPV to be administered?**

IPV is to be given as a fractional dose (0.1 ml) intradermally in the Right arm of the child.

Fractional IPV is given in two doses at 6 and 14 weeks along with OPV 1 and OPV 3

## **Measles / Rubella**

### **What are Measles / Rubella diseases?**

Measles is a highly infectious disease causing illness and death due to complications in the form of diarrhea, pneumonia or brain infection mostly among the children less than five years of age. Rubella is a mild disease but when infection occurs in early pregnancy, it has the potential to cause spontaneous abortions, fetal deaths, still births and serious congenital defects in the child causing lifelong disabilities.

### **What is CRS?**

CRS, (Congenital Rubella syndrome) is a set of serious congenital defects a child may be born with when a pregnant woman gets Rubella infection in early pregnancy, causing blindness, deafness, heart defects, mental retardation, liver disorders and other hematological disorder, incompatible with normal living.

### **Why is Measles-Rubella vaccine given?**

This Measles –Rubella vaccine is given for preventing both measles and rubella disease in the child, as these diseases can be only prevented by vaccination.

### **What is the efficacy of Measles-Rubella vaccine?**

The efficacy of measles component in the vaccine is 85% when given below 12 months of age in a child and >95% efficacy when given above 12 months of age. While the efficacy of the Rubella component in the vaccine is more than 95% below 12 months and > 99% if given above 12 months of age.

**Does a child need to be vaccinated if she or he has history of any fever-rash illness including measles or rubella disease?**

Yes, every child must be vaccinated with two doses, as per the national immunization schedule with MR vaccine at the recommended ages, irrespective of any past fever-rash illness or measles/rubella disease.

**If a child has received the Measles Rubella vaccine before 9 months of age, is it necessary to repeat the vaccine later?**

Yes, the Measles Rubella vaccine needs to be administered, according to the National Immunization Schedule, after the completion of 9 months until 12 months of age as 1st dose and at 16-24 months as 2nd dose in RI.

**If a child comes after 2 years for the first dose, then can he/she get the second dose?**

All efforts should be made to immunize all children at the right age i.e. first dose at completed 9 months to 12 months and second dose at 16-24 months. However if a child comes late (beyond 2 years), then two doses of the vaccine can be given at one month interval until 5 years of age under UIP.

**If a child has received all vaccines as per the national immunization schedule, dose she or he need to be vaccinated during supplementary MR campaigns?**

Yes, in addition to the recommended national immunization schedule the child (if eligible as per age group targeted) must be vaccinated with supplementary MR vaccines during campaigns.

**As measles and JE vaccine doses are recommended for the same age group, can they be given together?**

Yes, two live injectable vaccines can be administered simultaneously at different sites, otherwise at a minimum interval of 28 days.

## Japanese Encephalitis

### What is Japanese encephalitis and what is acute encephalitis syndrome (AES)?

Japanese encephalitis (JE) is a severe, disabling viral disease spread by infected mosquitoes, primarily in the agricultural regions of Asia. The disease affects the central nervous system and can cause severe complications, seizures, and even death.

Clinically, a case of acute encephalitis syndrome (AES) is defined as a person of any age, at any time of the year with acute onset of fever and a change in mental status (including symptoms such as confusion, disorientation, coma, or inability to talk) and/or new onset of seizures (excluding simple febrile seizures). Other early clinical findings may include an increase in irritability, somnolence or abnormal behaviour greater than that seen with usual febrile illness (WHO).

AES including JE is a group of clinically similar neurological manifestations caused by several different viruses, bacteria, fungus, parasites, spirochetes, chemical/toxins, etc. Some other causes of AES could be tuberculosis, meningitis, viral encephalitis, cerebral malaria, etc.

### How common is JE?

JE is the leading cause of viral encephalitis in Asia. Though 30,000 to 50,000 cases and 15,000 deaths are reported each year, a lack of diagnostic capability and reliable data suggest that the actual number of cases is much higher.

### Where is JE endemic in India?


JE is endemic in 202 districts in 12 states across the country. JE vaccination campaigns have been completed in 193 districts and with the remaining nine scheduled to be completed in 2016.

### Who is at risk for JE?

People living in rural rice-growing and pig-farming regions face increased risk. Cases are also found in the peri-urban parts of cities. In areas where JE has been present for many years, the disease is most frequently seen in children between the ages of 1 and 15 years; however, it can affect adults also.

### Which vaccine is used in JE?

Live attenuated SA-14-14-2 JE vaccine manufactured by Chengdu Institute of Biological Products, China is used by the GoI.



**What is the schedule of JE vaccine in the UIP?**

Two doses of JE vaccine are administered in UIP in all JE endemic districts of the country. The first dose of JE vaccine is given to infants aged 9–12 months along with the first dose of measles vaccine and the second dose is given along with DPT booster dose and measles vaccine second dose.

**What is the side-effect of SA 14-14-2 JE vaccine?**

JE vaccine is as safe as any other immunization vaccines given in India. Rare serious adverse events may be reported, such as transient fever amongst 5–10% vaccine recipients and local reactions such as injection site tenderness, rash or irritability in 1–3% of cases.

**What if someone misses receiving JE vaccine during catch-up campaigns?**

Those children aged 1–15 years who have missed receiving JE vaccine during the catch-up campaigns can receive it at the nearest PHC/CHC or district hospital.

**If a child more than 9 months but less than 24 months who has never received any JE vaccine comes for immunization, how should JE vaccine be administered?**

The first dose should be given at first contact and the second dose should be given with an interval of 3 months following the first dose.

**Pneumococcal****What is pneumococcal disease?**

- Pneumococcal disease is a group of diseases caused by a bacterium *Streptococcus pneumoniae* (also known as pneumococcus).
- The most serious of these diseases are pneumonia, meningitis, and blood stream infections.
- *Streptococcus pneumoniae* is the leading cause of bacterial pneumonia in children under 5 years of age.

**How common is pneumococcal disease?**

- Pneumococcal disease constitutes a major public health problem.
- In India, pneumococcal pneumonia was estimated to have caused 105,000 deaths in 2010.
- Beyond the pneumonia cases there are other serious pneumococcal cases and deaths from blood stream infections (sepsis) and meningitis.

**How is pneumococcal disease spread?**

- Pneumococcus spreads from person to person (coughing, sneezing or close contact). Many people have pneumococcus in their nasopharynx for days or weeks at a time. In most cases the pneumococcus disappears from the nasopharynx without causing any symptoms, but sometimes disease develops.

**What diseases does pneumococcus cause?**

Diseases that are often caused by pneumococci include:

- Pneumonia,
- Bacteraemia, sepsis: bloodstream infection,
- Bacterial meningitis: infection of the membranes and fluid that covers and protects the spinal cord and brain
- Middle ear infection (otitis media)
- Sinusitis, Bronchitis

**Who is at increased risk of pneumococcal disease?**

- Young children and elderly individuals are most at risk.
- The children most at risk of pneumococcal disease are:
  - o Children under 5 years of age, especially those under 2 years of age
  - o Immunocompromised children
  - o Those with influenza or other respiratory virus infections can get a second infection with pneumococcus.
  - o Malnutrition, lack of breastfeeding, exposure to indoor smoke and crowded living conditions.
  - o Poor and marginalized populations with poor access to health care.

**What is the vaccination schedule for PCV?**

PCV is to be administered in three doses (2 primary doses and 1 booster) at 6 weeks, 14 weeks and 9 months of age.

Age	PCV schedule	Other scheduled vaccines to be given along with PCV
6 weeks	PCV-1*	OPV-1, Pentavalent-1, Rota-1*, fIPV-1
14 weeks	PCV-2*	OPV-3, Pentavalent-3, Rota-3*, fIPV-2
9 months	PCV booster dose*	Measles-1/MR-1, JE-1*

\* Where applicable



## Microplanning

### **RI microplans already exist in my PHC/UHC. Do I need to review them?**

Yes, RI microplans require to be reviewed every quarter. This ensures that all areas and all beneficiaries are included in the RI session due lists.

### **Why should we do the house-to-house survey?**

The house-to-house survey is the most important activity in RI microplanning. It gives the exact count of pregnant women and eligible children, and is the basis for calculation of injection loads. This injection load estimation determines the number of sessions to be conducted in an area.

### **Why is head counting important for microplanning?**

- Head counting identifies all beneficiaries (children and pregnant women) for immunization;
- When done correctly, it makes sure that no beneficiary is missed;
- It provides an opportunity to build community confidence in the programme;
- Due list preparation is based on head count;
- The head count is important for estimation of injection loads ,vaccines and logistics.

### **What should an ANM do if there is no ASHA in her area?**

- After discussing with the sector MO or MOIC, she should plan for an ASHA from nearby to cover this area.
- With support from the ICDS supervisor, an AWW can also be deputed to help with the head counting.

**OR**

- After discussion with the MOIC, a local person who is involved with the polio programme, or who supports mobilization, can be called in to conduct the head counting after receiving training from the MO.

### **Is there any incentive for ASHAs under NHM for conducting house to house survey?**

Yes, an ASHA is to receive Rs 100 twice in a year for conducting the house-to-house survey. (refer Unit 12)

### **Who is expected to conduct immunization at vacant sub-centres?**

Any ANM of the adjoining area / SC with more than one ANM/ who has no planned sessions on the day should be delegated to conduct RI sessions in vacant sub-centres. In some cases, ANMs from other blocks can be deployed by block/district officials to conduct sessions for such vacant areas.

## First line Management of Anaphylaxis in Field Settings

SOP for administration of one dose of Intra-muscular Adrenaline by ANM

### Q 1. What is Anaphylaxis? How does it manifest?

Anaphylaxis is an extreme and severe allergic reaction, that is potentially life threatening. The whole body is affected, often within minutes of exposure to the allergen (substance causing the allergic reaction), but sometimes after hours. It occurs because the immune system overreacts to an allergen, and causes secretion of chemical substances that cause swelling of blood vessels. Common allergens include foods such as peanuts, dairy products, eggs etc. and non-foods such as wasp or bee sting, medications, vaccines, latex etc. The symptoms of an anaphylactic reaction include generalized flushing of the skin, nettle rash (hives) anywhere on the body, swelling of throat and mouth, difficulty in swallowing or speaking, alterations in heart rate, severe asthma, abdominal pain, nausea and vomiting, sudden feeling of weakness (drop in blood pressure), collapse and unconsciousness.

### Q2. How will you suspect a case of anaphylaxis?

In anaphylaxis, there is sudden onset of symptoms which rapidly worsens. Individual may complain of difficulty in breathing and/or giddiness/loss of consciousness, hypotension, skin changes such as generalized rashes, swelling of the lips and tongue (angioedema), hives (urticaria) and flushing. The person may have had a severe allergic reaction or anaphylaxis in the past. However, this may be the first time. Sudden onset and rapid progression of  $\geq 1$  signs and symptoms of any of the two systems (respiratory, cardiovascular and dermatological/mucosal) should be suspected as a case of anaphylaxis.

#### Recognition of anaphylaxis case in field setting

Usually respiratory, dermatological and cardiovascular systems are involved in anaphylaxis. In most cases of anaphylaxis, skin and mucous membrane are affected. The case of anaphylaxis is suspected if the following criteria are met:

Rapid onset and progression of  $\geq 1$  signs and symptoms of any of the two systems (respiratory, cardiovascular and dermatological/mucosal) as illustrated in Figure 3 (clinical features).

In addition to the signs and symptoms given in Table 1, following features could also be observed: anxiety, diarrhea, abdominal cramps, nausea, vomiting and sneezing or rhinorrhea.

**Table 1: Signs and symptoms of Anaphylaxis**

System	Sign and Symptom
Respiratory	<ul style="list-style-type: none"> <li>Swelling in tongue, lip, throat, uvula or larynx</li> <li>Difficulty in breathing</li> <li>Stridor (Harsh vibrating sounds during breathing)</li> <li>Wheezing (breath with whistling or rattling sound in the chest)</li> <li>Cyanosis (bluish discoloration of arms and legs, tongue, ears, lips etc.)</li> <li>Grunting (noisy breathing)</li> </ul>
Cardiovascular	<ul style="list-style-type: none"> <li>Decreased level /loss of consciousness (fainting, dizziness)</li> <li>Low blood pressure ( measured hypotension)</li> <li>Tachycardia (increased heart rate, palpitation)</li> </ul>
Dermatological or mucosal	<ul style="list-style-type: none"> <li>Generalized urticaria (raised red skin lesion, rash with itching)</li> <li>Generalized erythema (redness of skin)</li> <li>Local or generalized Angioedema- itchy/ painful swelling of subcutaneous tissues such as upper eyelids, lips, tongue, face etc.</li> <li>Generalized pruritus (itching) with skin rash</li> </ul>

**Figure 3: Clinical features**



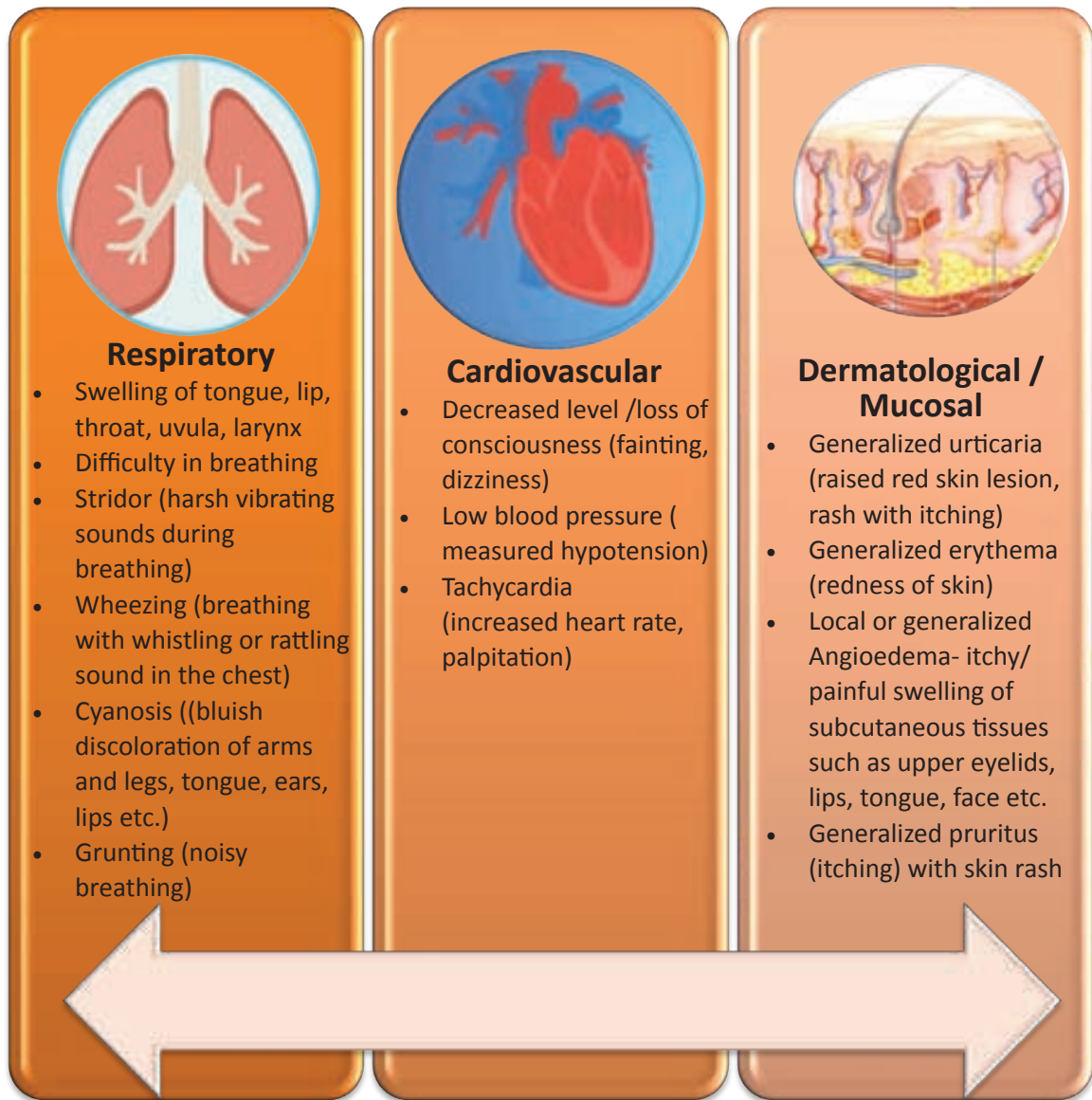
Picture 1: Angioedema



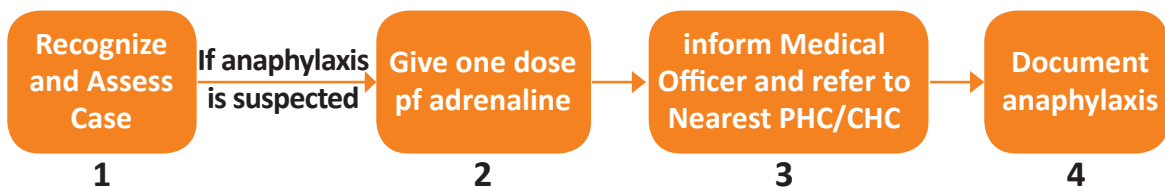
Picture 2: Cyanosis

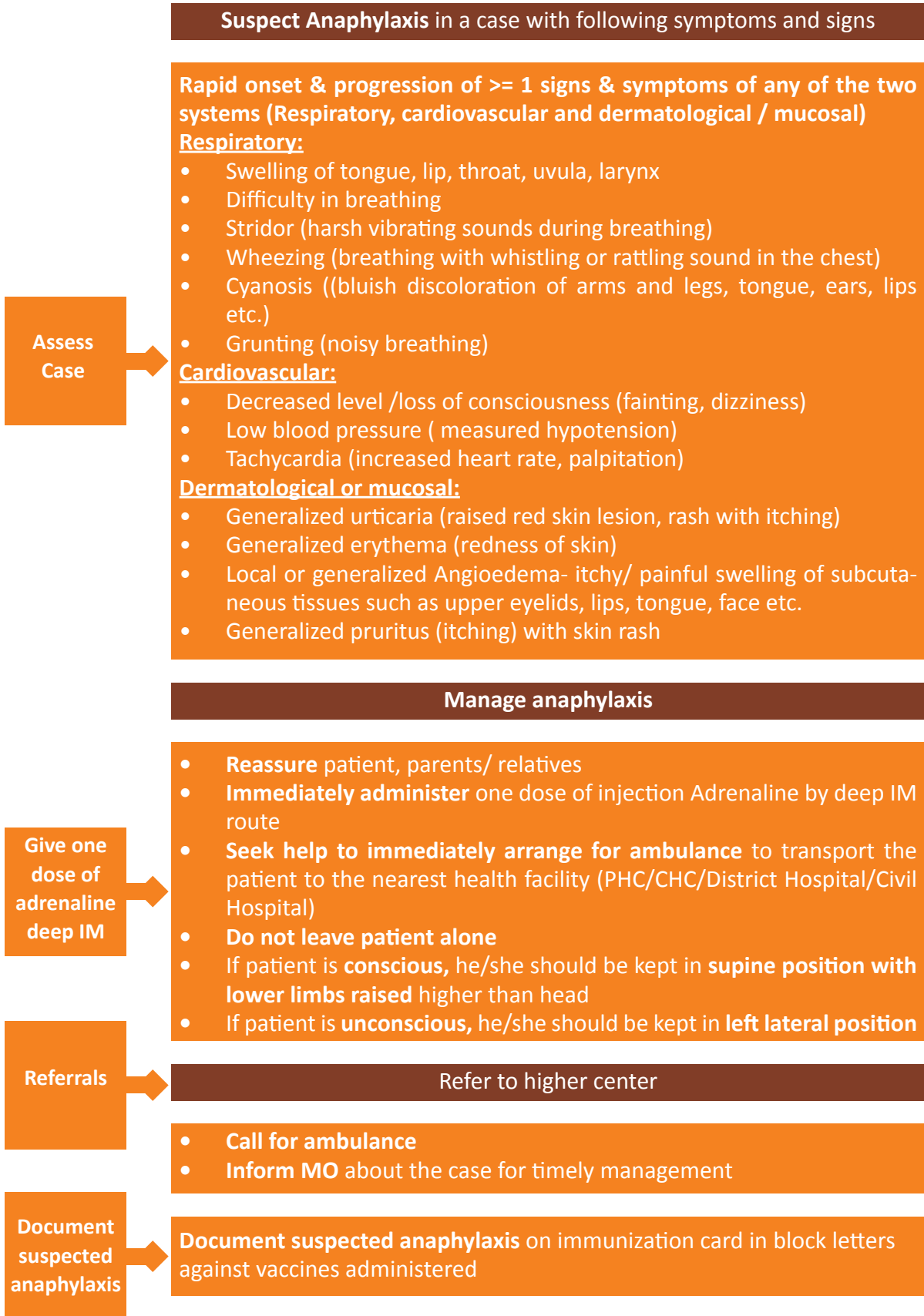


Picture 3: Urticaria



The ANM should follow four steps for initial management of anaphylaxis cases.





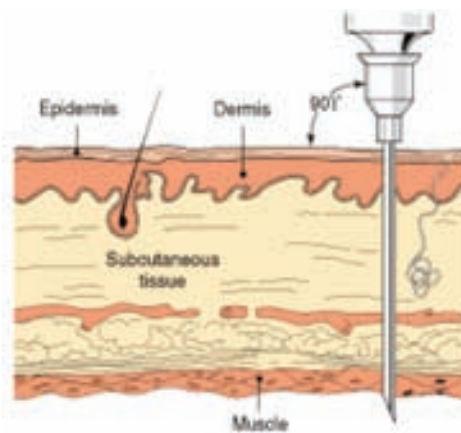
### Steps for administration of injection Adrenaline by ANM

- Take one ampoule of adrenaline (1:1000) solution from the **Anaphylaxis Kit** and check name, dilution and expiry date on **label of vial** (not from kit label).
- Take a 1 ml syringe and 24/25 G needle of length 1 inch and load the required dose of adrenaline as per the age of the patient. [Table 2]
- Adrenaline ampoules are also labelled as Epinephrine. Epinephrine is another name for adrenaline.

**Table 2: Age specific dosing chart of adrenaline (1:1000) for management of anaphylaxis**

Age group (in years)	One inch needle gauge	Dosage (in mL) using 1 mL tuberculin syringe	Dosage (in units) using 40 units insulin syringe
0-1	24G/ 25G	0.05	2
1-6		0.1	4
6-12		0.2	8
12-18		0.3	12
Adults		0.5	20

- Use alcohol swab to clean the middle 1/3rd of anterolateral aspect of the thigh of the opposite limb to that in which vaccine is given.
- Hold the muscle mass on the anterolateral aspect of thigh with hands, stretch the skin (do not bunch) with fingers.
- Give deep intramuscular injection at 90 degree angle to skin in middle 1/3rd of anterolateral aspect of thigh.



Source: Smith et al., 2000, p. 394

**Ensure appropriate syringes and Needle availability at sub centre**

- States/districts should procure and supply anaphylaxis kits with the following syringes and needles:  
Tuberculin syringe (1 ml) OR  
Insulin syringe (40 units) (without attached needle) – 3 nos./ANM

\* 1ml tuberculin syringe comes with a detachable 0.5 inch needle. Procure 1 inch 24/25G needles separately and supply in anaphylaxis kit.

Age group	mL		UNITS
0-1 years	0.05	0.05	2.0
1-6 years	0.1	0.1	4.0
6-12 years	0.2	0.2	8.0
12-18 years	0.3	0.3	12.0
Adults	0.5	0.5	20.0
		0.6	25.0
		0.7	30.0
		0.8	35.0
		0.9	40.0
	1.0		40.0

TUBERCULIN SYRINGE – 1.0 mL

INSULIN SYRINGE – 40 UNITS

**Anaphylaxis kit for ANM**

**Anaphylaxis Kit – Each kit should contain the following items:**

- Annexure 2 of these guidelines to be taped to the inside of the box lid – 1 no.
- 1 mL ampoule of adrenaline (1:1000 aqueous solution) – 3 nos.
- 1 mL syringes – 3 nos.
- 24/25 G needles of 1 inch length – 3 nos.
- Alcohol swabs – 3 nos.
- Up to date contact information for the DIO and Medical Officer(s) of PHC/CHC and local ambulance services.

The kits can be stored in an air tight container. Ensure the drugs are not exposed to light which can cause deterioration. Ensure the contents of Anaphylaxis kits are verified in advance of every session so as to replace drugs before the expiry date.

**Adrenaline Administration record**

Name of Patient: \_\_\_\_\_ Age: \_\_\_\_\_

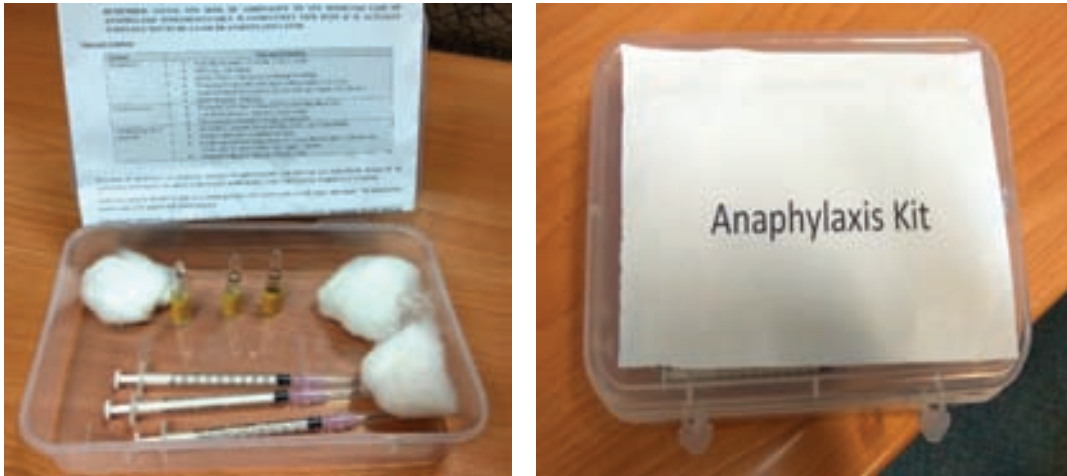
Date: \_\_\_\_\_

Adrenaline (1:1000 dilution) dose administered:

dose Amount: \_\_\_\_\_ mL

(if given) Time: \_\_\_\_\_ Site: \_\_\_\_\_

## Anaphylaxis Kit



**ANM should administer only one dose of adrenaline and refer the patient to referral center.** Record of the administration of Adrenaline should be entered in the card above, which must be provided with the patient when he/she referred to medical officer. These details must also be recorded in immunization session summary and available with the ANM after transferring the patient.

## About Adrenaline Injection

Adrenaline ampoules should not be exposed to temperature above 25 degree Celsius.

**Key features of adrenaline are as follows:**

- Description of drug: Adrenaline is a naturally occurring catecholamine.
- Dosage: 0.01ml/Kg body weight
- Route of administration: Intramuscular
- Site of injection: middle 1/3rd of anterolateral aspect of thigh in children and deltoid region of arm in case of adults.
- Preparation: injection adrenaline is available in 1 mg/ml preparation.
- Storage: Store in airtight containers, protected from light.
- Shelf life: 1 year